

**WEST COUNTY EMS AND FIRE PROTECTION DISTRICT
REPORT FOR THE MONTH OF MAY 2010**

ALARM TOTALS

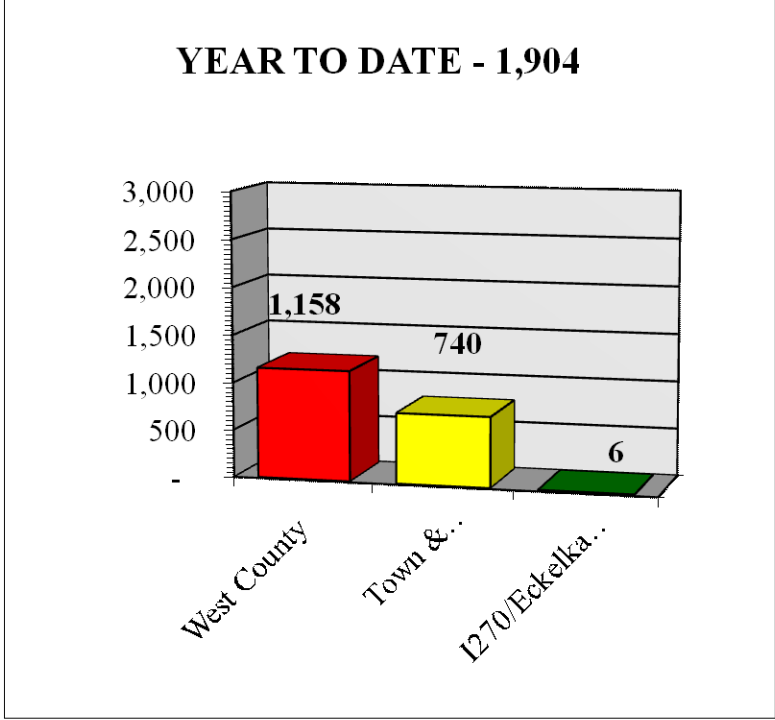
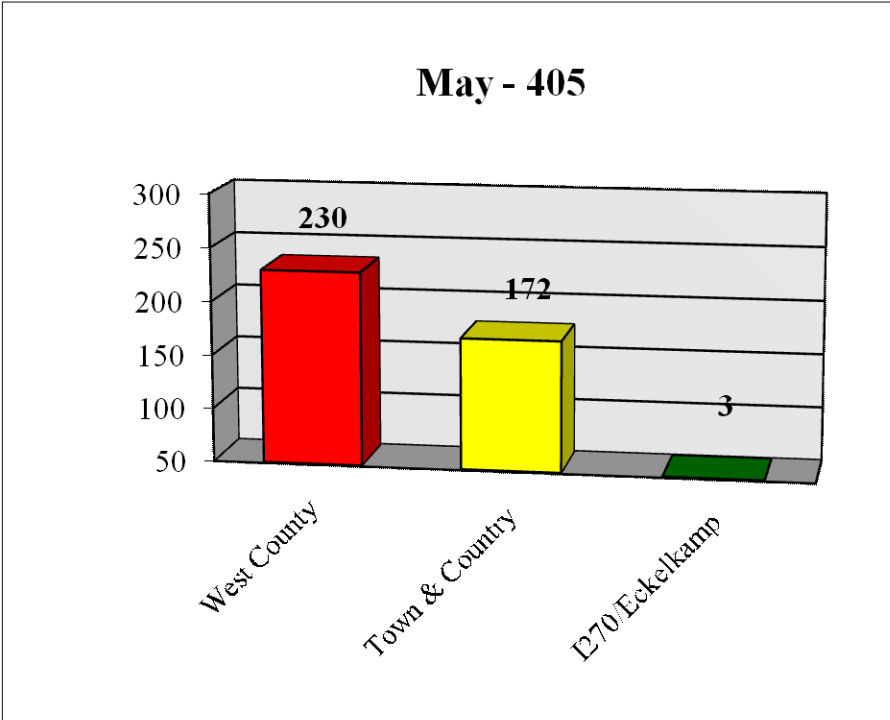
<u>ALARM TOTALS</u>																	
		2010						2009						2008			
		<u>MAY</u>		<u>YTD</u>				<u>MAY</u>		<u>YTD</u>				<u>MAY</u>		<u>YTD</u>	
		Total	%	Total	%	Total	%	Total	%	Total	%	Total	%	Total	%		
West County	EMS	175		891				153		874				178			
	Fire	55	230	57%	267	1,158	61%	38	191	55%	225	1,099	56%	45	53%	1,093	55%
T & C	EMS	119		549				122		651				137			
	Fire	53	172	42%	191	740	39%	35	157	45%	200	851	43%	56	46%	898	45%
Eck/Corp Hill			3	1%		6	0%		2	1%		10	1%	3	1%	7	0%
Asst in Dist			27			148			42			257		53		287	
Asst out Dist			70			264			26			240		65		309	
Cinical Saves			2			9			1			4		1		5	
Life Threatening Transports			26			113			34			148		24		104	
Pump Asst EMS			174			829			153			873		195		1,067	
Total Alarms:			405			1,904			350			1,960		419		1,998	

WEST COUNTY EMS AND FIRE PROTECTION DISTRICT
REPORT FOR THE MONTH OF MAY 2010

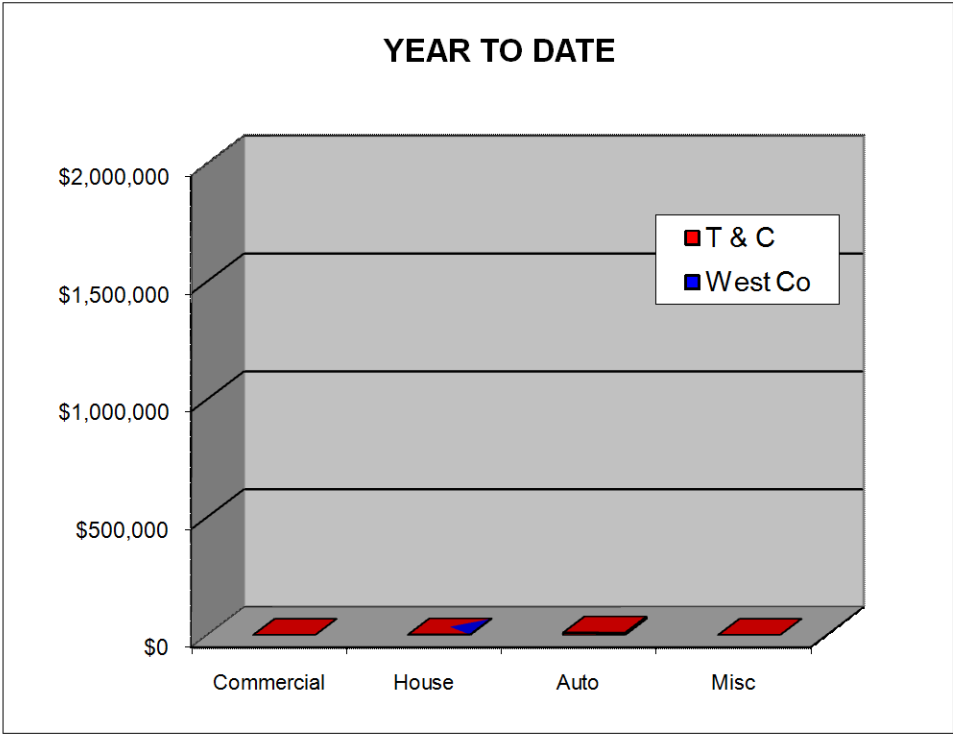
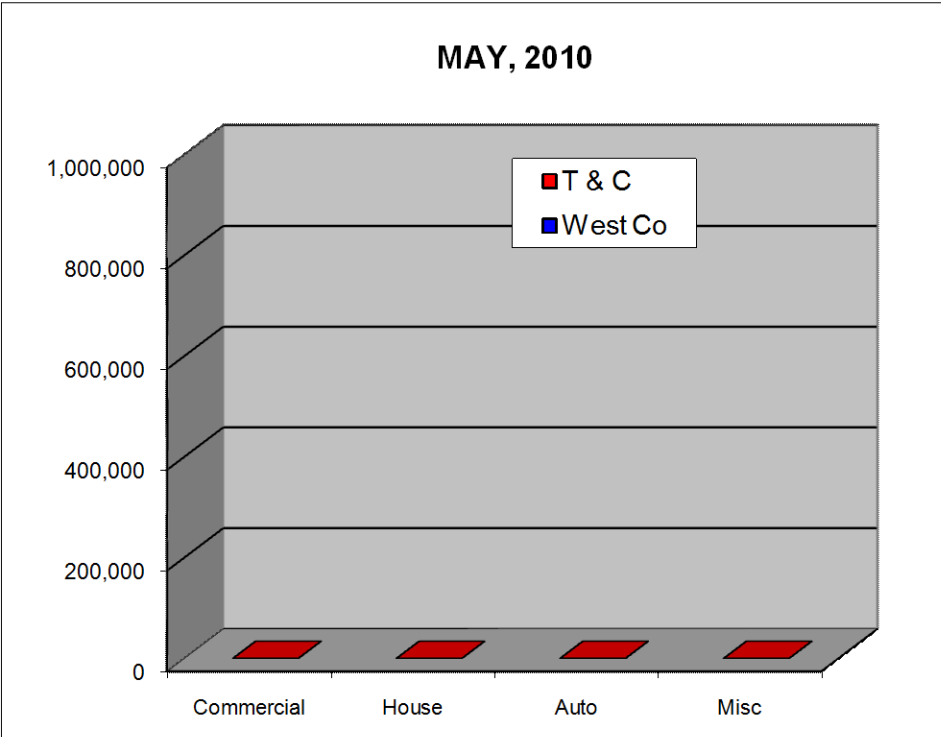
FIRE LOSS

	2010				2009				2008	
	<u>MAY</u>		<u>YTD</u>		<u>MAY</u>		<u>YTD</u>		<u>MAY</u>	<u>YTD</u>
<u>WEST COUNTY EMS & FIRE</u>										
	Loss	Save	Loss	Save	Loss				Loss	
Comm:	\$ -	\$ -	\$ -	\$ -	\$ -		\$ 1,000		\$ -	\$ -
Res:	-	-	2,000	358,000	-		256,500		-	289,500
Auto	-	-	-	-	1,000		1,000		-	35,000
Misc:	-	-	-	-	-		-		-	100
Total	\$ -	\$ -	\$ 2,000	\$ 358,000	\$ 1,000		\$ 258,500		\$ -	\$ 324,600
<u>TOWN & COUNTRY</u>										
Comm:	\$ -	\$ -	\$ -	\$ -	\$ -		\$ 50,000		\$ -	\$ -
Res:	-	\$ -	-	-	-		15,000		100,000	282,500
Auto:	-	-	10,000	-	-		5,000		-	15,000
Misc:	-	-	-	-	-		-		-	-
Total	\$ -	\$ -	\$ 10,000	\$ -	\$ -		\$ 70,000		\$ 100,000	\$ 297,500
Grand Total										
Fire Loss	\$ -	\$ -	\$ 12,000	\$ 358,000	\$ 1,000		\$ 328,500		\$ 100,000	\$ 622,100

ALARM TOTALS

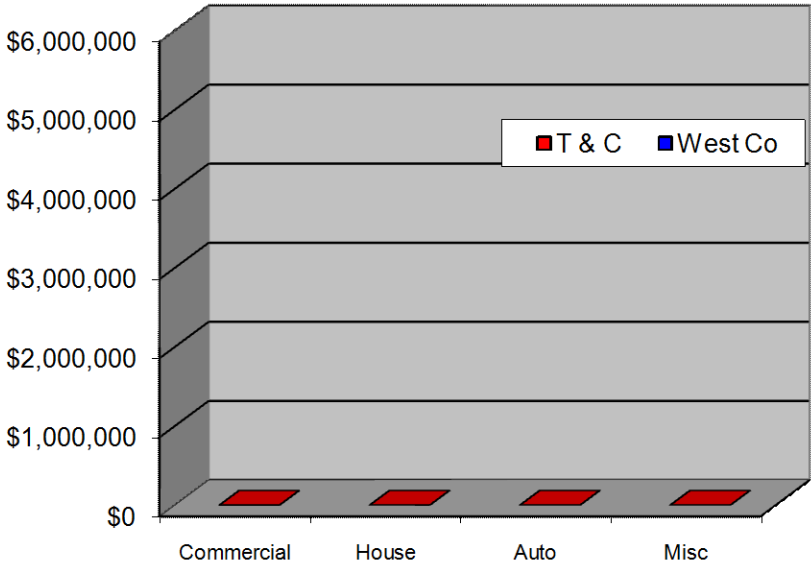


FIRE LOSS



DOLLAR AMOUNT SAVED

MAY 2010



YEAR TO DATE

