

WEST COUNTY EMS AND FIRE PROTECTION DISTRICT
REPORT FOR THE MONTH OF JUNE 2010

ALARM TOTALS

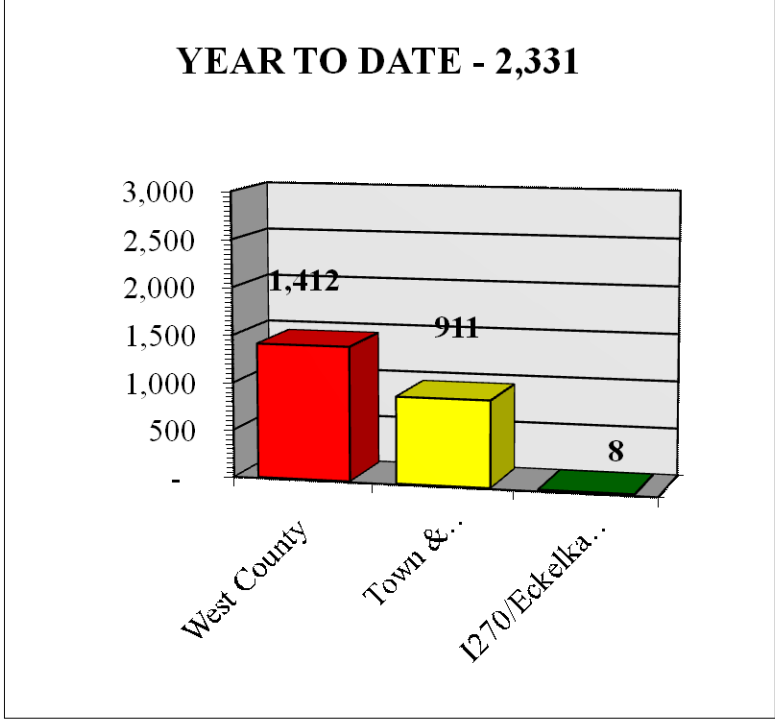
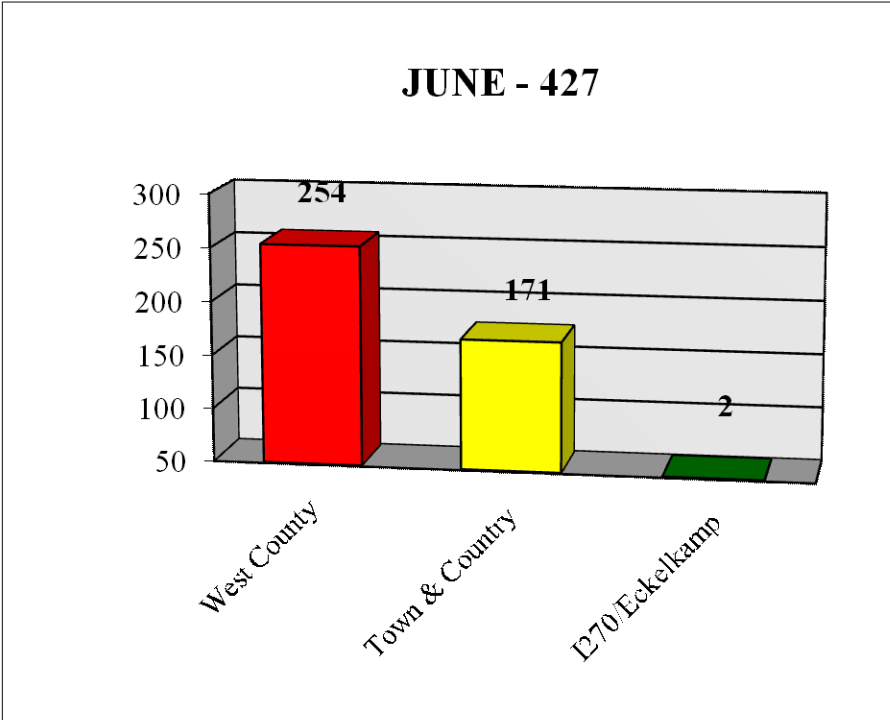
		2010				2009				2008			
		<u>JUNE</u>		<u>YTD</u>		<u>JUNE</u>		<u>YTD</u>		<u>JUNE</u>		<u>YTD</u>	
		Total	%	Total	%	Total	%	Total	%	Total	%	Total	%
West County	EMS	182		1,076		176		1,050		184		1,337	
	Fire	72	254 59%	336	1,412 61%	60	236 58%	285	1,335 56%	60	56%	1,337	55%
T & C	EMS	123		673		130		781		131		1,084	
	Fire	48	171 40%	238	911 39%	39	169 42%	239	1,020 43%	55	43%	1,084	45%
Eck/Corp Hill		2	0%	8	0%	1	0%	11	0%	3	1%	10	0%
Asst in Dist		40		188		41		298		36		323	
Asst out Dist		67		331		44		284		52		361	
Cinical Saves		2		11		1		5		2		7	
Life Threatening Transports		20		133		33		181		19		123	
Pump Asst EMS		171		1,000		187		1,060		163		1,035	
Total Alarms:		427		2,331		406		2,366		433		2,431	

WEST COUNTY EMS AND FIRE PROTECTION DISTRICT
REPORT FOR THE MONTH OF JUNE 2010

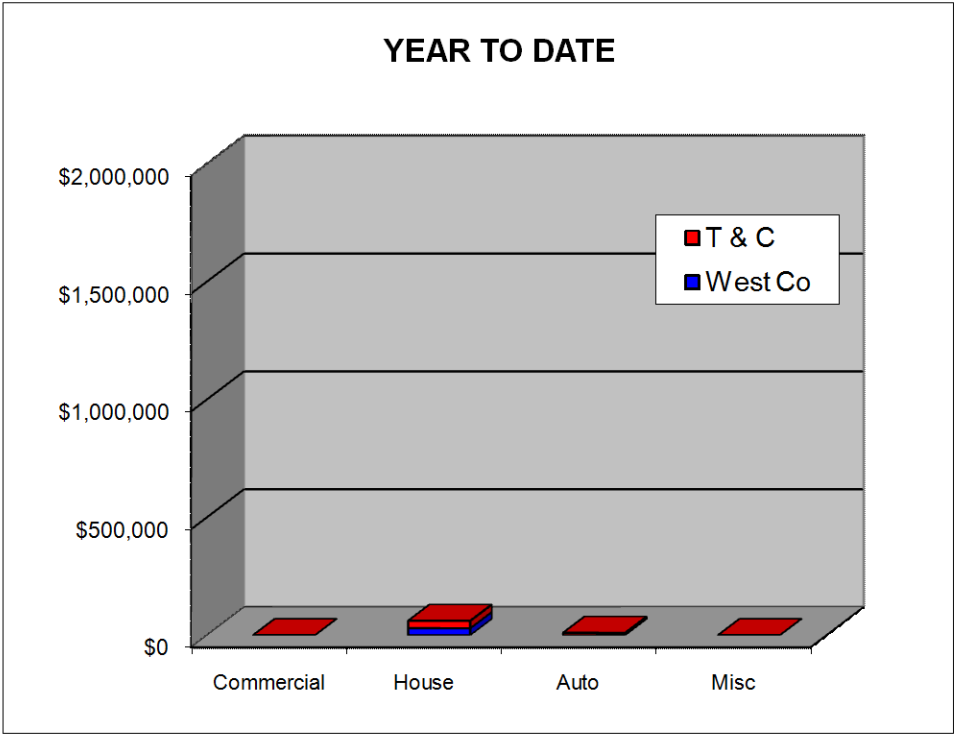
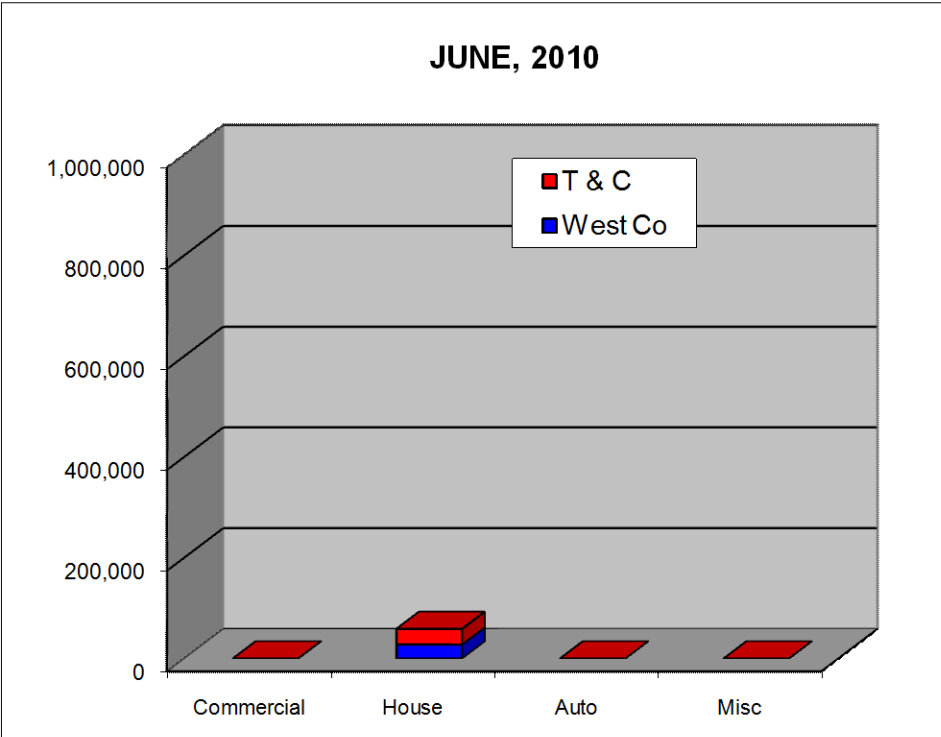
FIRE LOSS

	2010				2009				2008	
	JUNE		YTD		JUNE		YTD		JUNE	YTD
<u>WEST COUNTY EMS & FIRE</u>										
	Loss	Save	Loss	Save	Loss				Loss	
Comm:	\$ -	\$ -	\$ -	\$ -	\$ 10,000		\$ 11,000		\$ -	\$ -
Res:	28,000	259,200	30,000	617,200	1,000		257,500		-	289,500
Auto	-	-	-	-	-		1,000		-	35,000
Misc:	-	-	-	-	-		-		-	100
Total	\$ 28,000	\$ 259,200	\$ 30,000	\$ 617,200	\$ 11,000		\$ 269,500		\$ -	\$ 324,600
<u>TOWN & COUNTRY</u>										
Comm:	\$ -	\$ -	\$ -	\$ -	\$ -		\$ 50,000		\$ -	\$ -
Res:	31,000	719,000	31,000	719,000	-		15,000		-	282,500
Auto:	-	-	10,000	-	-		5,000		-	15,000
Misc:	-	-	-	-	-		-		1,000	1,000
Total	\$ 31,000	\$ 719,000	\$ 41,000	\$ 719,000	\$ -		\$ 70,000		\$ 1,000	\$ 298,500
Grand Total										
Fire Loss	\$ 59,000	\$ 978,200	\$ 71,000	\$ 1,336,200	\$ 11,000		\$ 339,500		\$ 1,000	\$ 623,100

ALARM TOTALS

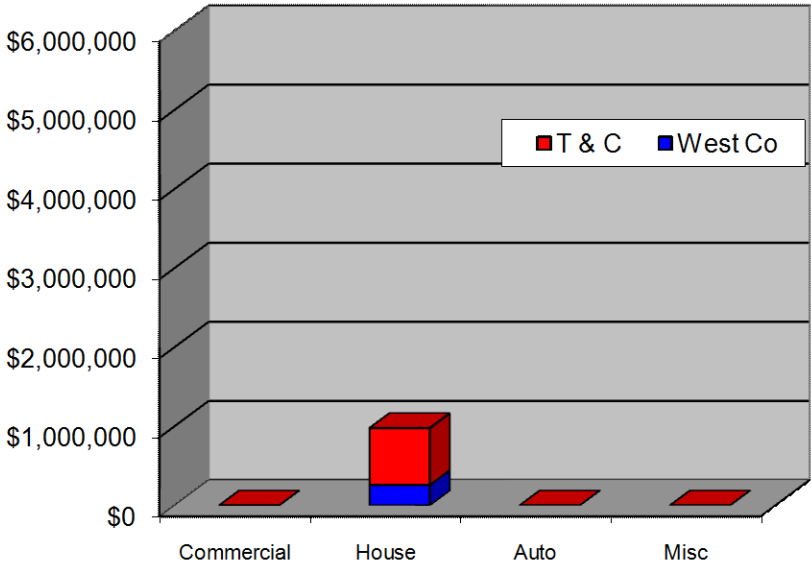


FIRE LOSS



DOLLAR AMOUNT SAVED

JUNE 2010



YEAR TO DATE

