

WEST COUNTY EMS AND FIRE PROTECTION DISTRICT
REPORT FOR THE MONTH OF SEPTEMBER 2009

ALARM TOTALS

<u>ALARM TOTALS</u>																	
		2009						2008						2007			
		SEPTEMBER			YTD			SEPTEMBER			YTD			SEPTEMBER		YTD	
		Total	%	Total	%	Total	%	Total	%	Total	%	Total	%	Total	%		
West County	EMS	186		1,554		149		1,464		161		1,865					
	Fire	45	231	63%	424	1,978	57%	68	217	51%	532	1,996	55%	59	54%	1,865	53%
T & C	EMS	97		1,132		164		1,230		143		1,651					
	Fire	36	133	37%	345	1,477	43%	41	205	48%	402	1,632	45%	45	46%	1,651	47%
Eck/Corp Hill		-	0%	14	0%	2	0%	20	1%	3	1%	13	0%				
Asst in Dist		25		404		49		410		74		447					
Asst out Dist		40		389		58		477		59		509					
Cinical Saves		2		9		-		11		-		6					
Life Threatening Transports		22		259		30		211		15		156					
Pump Asst EMS		162		1,561		188		1,420		161		1,421					
Total Alarms:		364		3,469		424		3,648		411		3,529					

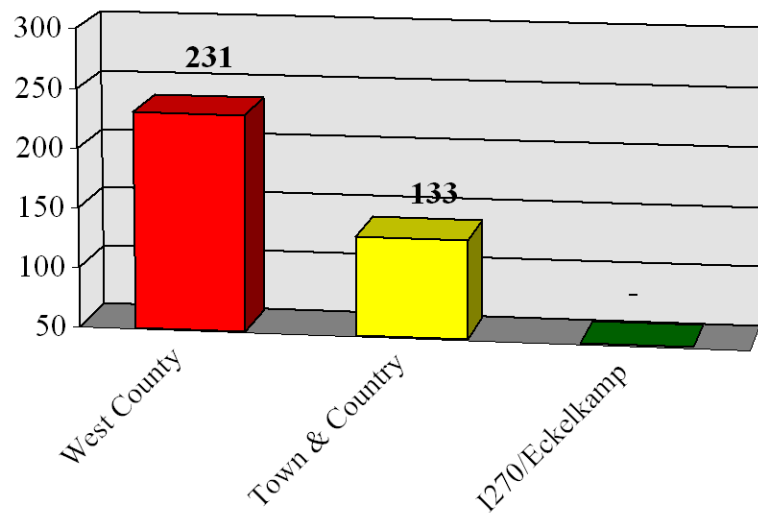
WEST COUNTY EMS AND FIRE PROTECTION DISTRICT
REPORT FOR THE MONTH OF SEPTEMBER 2009

FIRE LOSS

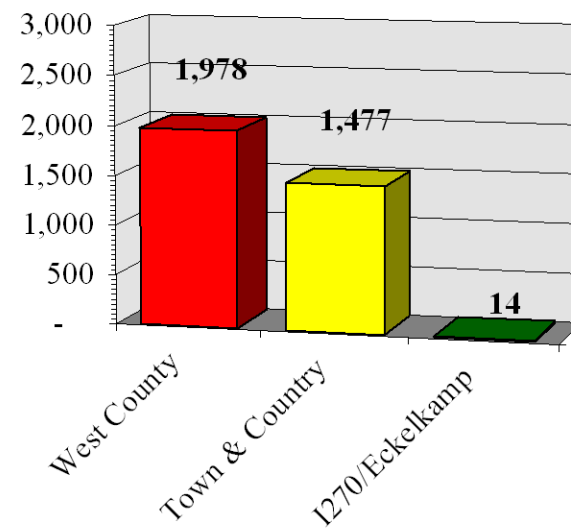
<u>FIRE LOSS</u>											
	2009				2008				2007		
	<u>SEPTEMBER</u>		<u>YTD</u>		<u>SEPTEMBER</u>		<u>YTD</u>		<u>SEPTEMBER</u>		<u>YTD</u>
	Loss		Save		Loss		Save		Loss		Loss
<u>WEST COUNTY EMS & FIRE</u>											
Comm:	\$ -	\$ -	\$ 146,000	\$ 5,234,000	\$ -	\$ -	\$ -	\$ -	\$ -	\$ -	\$ -
Res:	10,000	170,000	1,107,800	2,485,500	-	292,500	-	292,500	191,000	874,500	874,500
Auto:	16,000	-	19,000	-	10,000	47,500	-	47,500	-	5,000	5,000
Misc:	-	-	50	-	-	100	-	100	-	-	-
Total	\$ 26,000	\$ 170,000	\$ 1,272,850	\$ 7,719,500	\$ 10,000	\$ 340,100	\$ -	\$ 340,100	\$ 191,000	\$ 879,500	\$ 879,500
<u>TOWN & COUNTRY</u>											
Comm:	\$ -	\$ -	\$ 50,000	\$ 700,000	\$ -	\$ 54,000	\$ -	\$ 54,000	\$ -	\$ -	\$ -
Res:	-	-	15,000	785,000	-	292,500	-	292,500	-	475,000	475,000
Auto:	-	-	5,000	-	-	19,000	-	19,000	15,000	37,500	37,500
Misc:	-	-	-	-	-	1,000	-	1,000	-	-	-
Total	\$ -	\$ -	\$ 70,000	\$ 1,485,000	\$ -	\$ 366,500	\$ -	\$ 366,500	\$ 15,000	\$ 512,500	\$ 512,500
Grand Total											
Fire Loss	\$ 26,000	\$ 170,000	\$ 1,342,850	\$ 9,204,500	\$ 10,000	\$ 706,600	\$ -	\$ 706,600	\$ 206,000	\$ 1,392,000	\$ 1,392,000

ALARM TOTALS

SEPTEMBER - 364

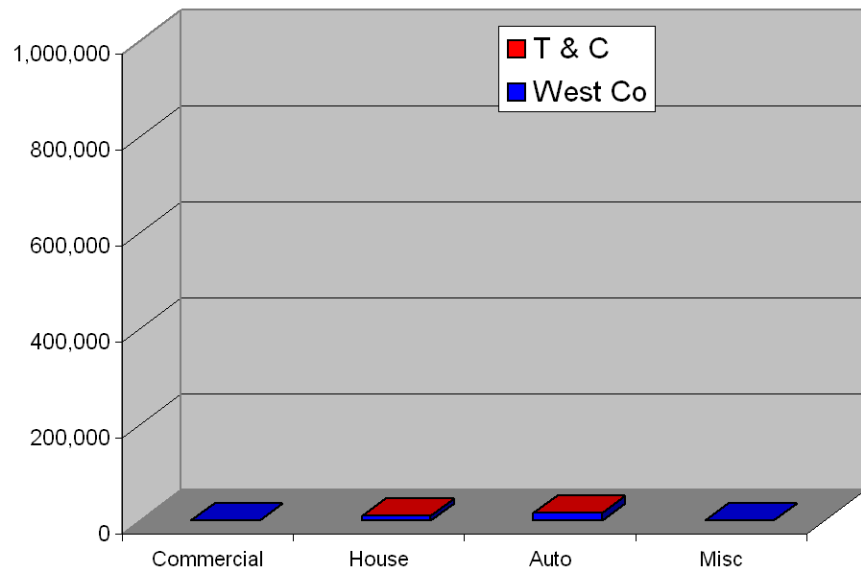


YEAR TO DATE - 3,469

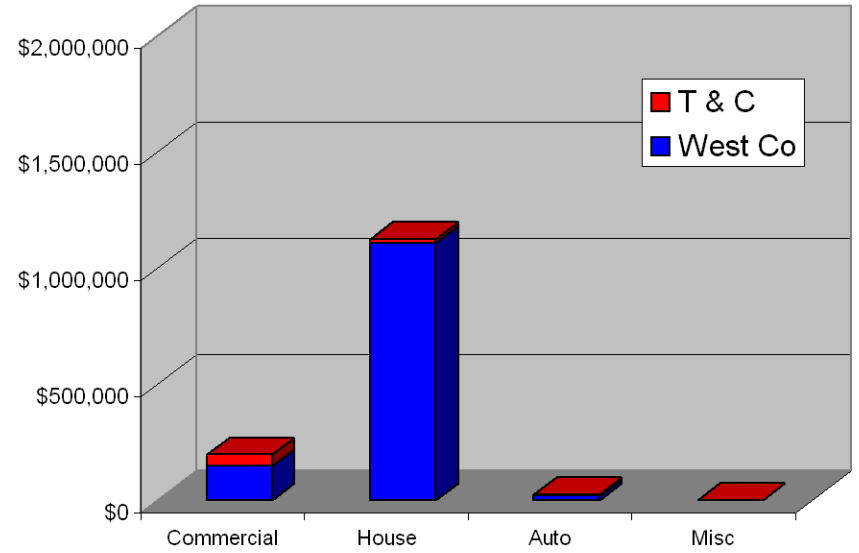


FIRE LOSS

SEPTEMBER, 2009

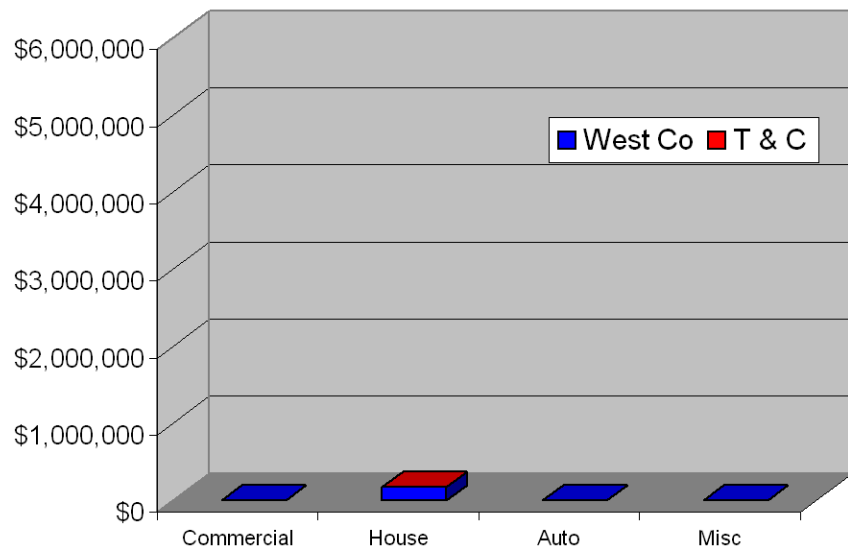


YEAR TO DATE



DOLLAR AMOUNT SAVED

SEPTEMBER, 2009



YEAR TO DATE

