

WEST COUNTY EMS AND FIRE PROTECTION DISTRICT
REPORT FOR THE MONTH OF OCTOBER 2009

ALARM TOTALS

<u>ALARM TOTALS</u>																	
		2009						2008						2007			
		<u>OCTOBER</u>			<u>YTD</u>			<u>OCTOBER</u>			<u>YTD</u>			<u>OCTOBER</u>		<u>YTD</u>	
		Total	%	Total	%	Total	%	Total	%	Total	%	Total	%	Total	%		
West County	EMS	167		1,721				178		1,644				152			
	Fire	59	226	58%	483	2,204	57%	44	222	55%	573	2,217	55%	51	51%	2,068	53%
T & C	EMS	120		1,252				138		1,368				141			
	Fire	42	162	42%	387	1,639	42%	42	180	44%	444	1,812	45%	53	49%	1,845	47%
Eck/Corp Hill			2	1%		16	0%		3	1%		23	1%	-	0%	13	0%
Asst in Dist			39			443			43			453		51		498	
Asst out Dist			52			441			46			523		48		557	
Cinical Saves			1			9			1			12		3		9	
Life Threatening Transports			29			288			15			226		23		179	
Pump Asst EMS			177			1,738			182			1,602		170		1,591	
Total Alarms:			390			3,859			405			4,052		397		3,926	

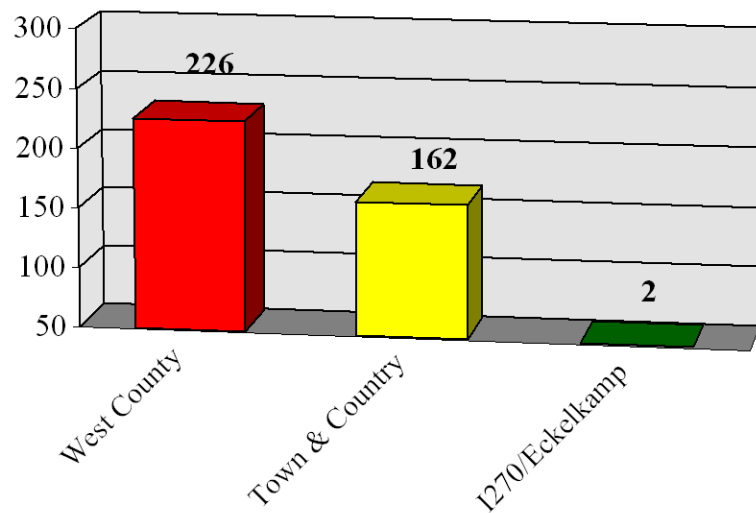
WEST COUNTY EMS AND FIRE PROTECTION DISTRICT
REPORT FOR THE MONTH OF OCTOBER 2009

FIRE LOSS

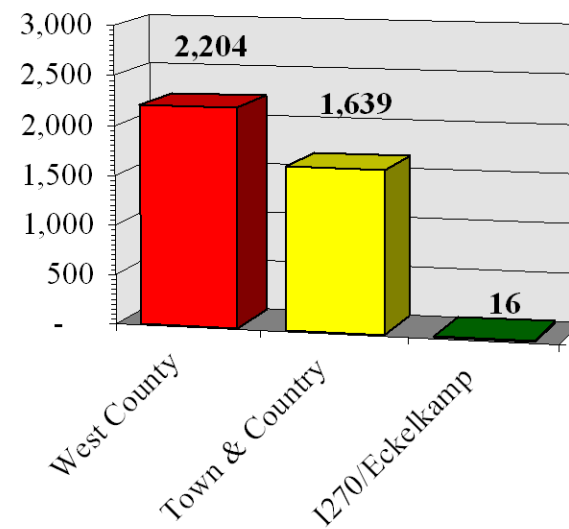
	2009		2008		2007	
	OCTOBER	YTD	OCTOBER	YTD	OCTOBER	YTD
<u>WEST COUNTY EMS & FIRE</u>						
	Loss	Save	Loss	Save	Loss	Loss
Comm:	\$ -	\$ -	\$ 136,000	\$ 5,064,000	\$ -	\$ -
Res:	2,000	248,000	1,109,800	2,733,500	-	70,000
Auto	-	-	19,000	-	-	20,000
Misc:	-	-	50	-	-	-
Total	\$ 2,000	\$ 248,000	\$ 1,264,850	\$ 7,797,500	\$ -	\$ 90,000
<u>TOWN & COUNTRY</u>						
Comm:	\$ -	\$ -	\$ 50,000	\$ 700,000	\$ -	\$ 54,000
Res:	-	\$ -	15,000	785,000	-	292,500
Auto:	3,000	-	8,000	-	2,000	21,000
Misc:	-	-	-	-	-	1,000
Total	\$ 3,000	\$ -	\$ 73,000	\$ 1,485,000	\$ 2,000	\$ 368,500
Grand Total						
Fire Loss	\$ 5,000	\$ 248,000	\$ 1,337,850	\$ 9,282,500	\$ 2,000	\$ 708,600
						\$ 121,000
						\$ 1,513,000

ALARM TOTALS

OCTOBER - 390

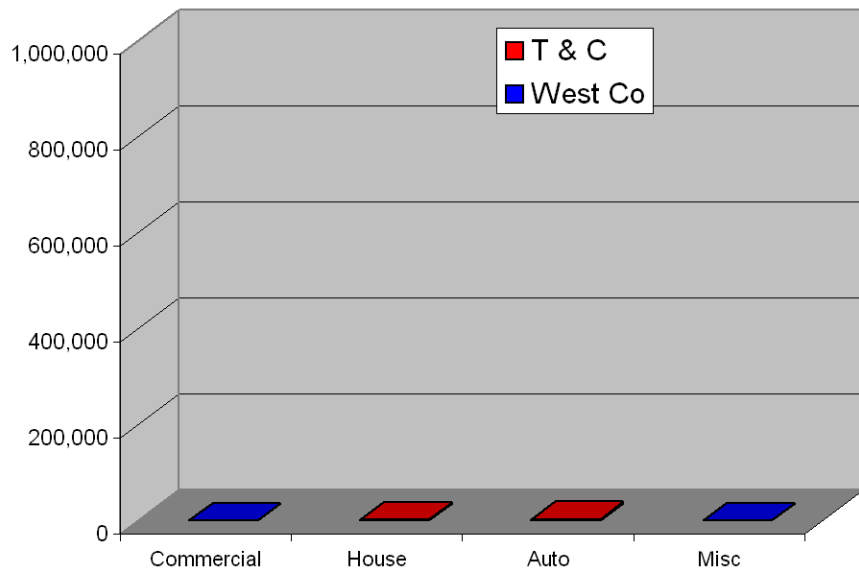


YEAR TO DATE - 3,859

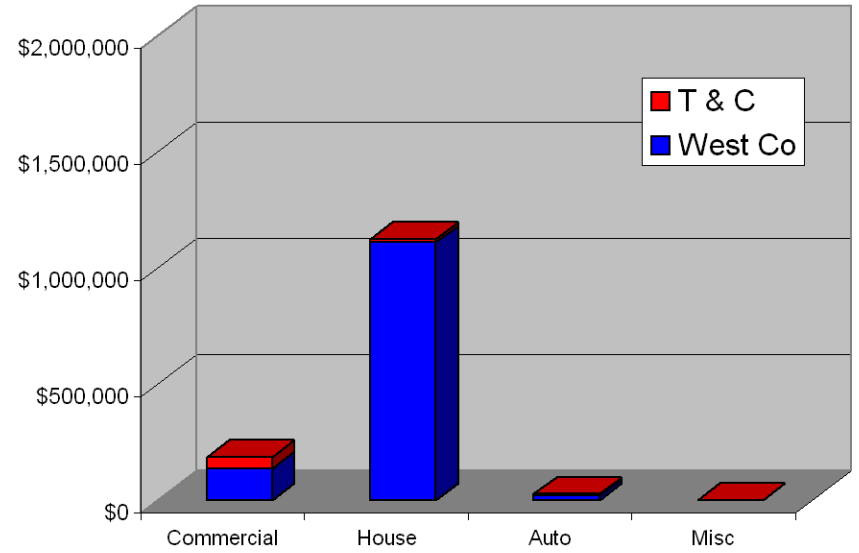


FIRE LOSS

OCTOBER, 2009

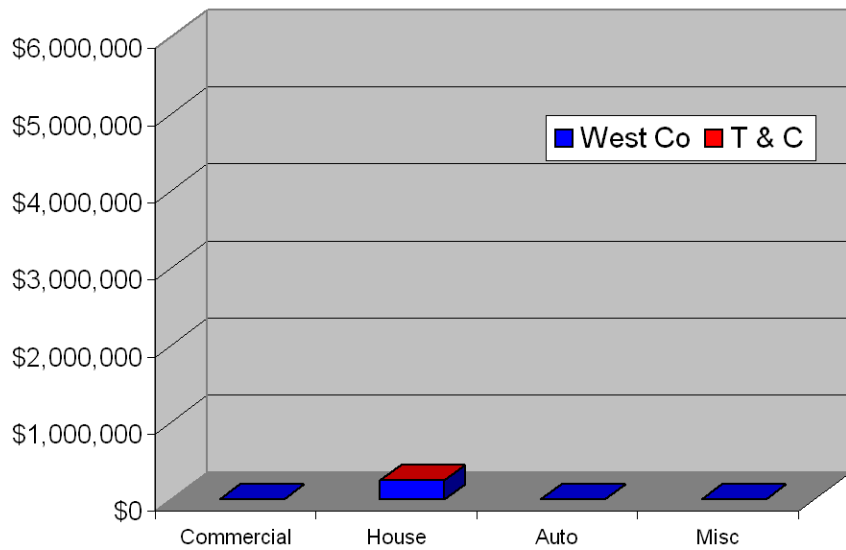


YEAR TO DATE



DOLLAR AMOUNT SAVED

OCTOBER, 2009



YEAR TO DATE

