

WEST COUNTY EMS AND FIRE PROTECTION DISTRICT
REPORT FOR THE MONTH OF MAY 2009

<u>ALARM TOTALS</u>													
		2009				2008				2007			
		<u>MAY</u>		<u>YTD</u>		<u>MAY</u>		<u>YTD</u>		<u>MAY</u>		<u>YTD</u>	
		Total	%	Total	%	Total	%	Total	%	Total	%	Total	%
West County	EMS	153		874		178		813		152		1,048	
	Fire	38	191 55%	225	1,099 56%	45	223 53%	280	1,093 55%	53	51%	1,048	53%
T & C	EMS	122		651		137		678		139		908	
	Fire	35	157 45%	200	851 43%	56	193 46%	220	898 45%	57	49%	908	46%
Eck/Corp Hill		2	1%	10	1%	3	1%	7	0%	-	0%	3	0%
Asst in Dist		42		257		53		287		42		235	
Asst out Dist		26		240		65		309		51		263	
Cinical Saves		1		5		1		6		-		4	
Pump Asst EMS		153		873		195		1,067		173		809	
Total Alarms:		350		1,960		419		1,998		401		1,959	

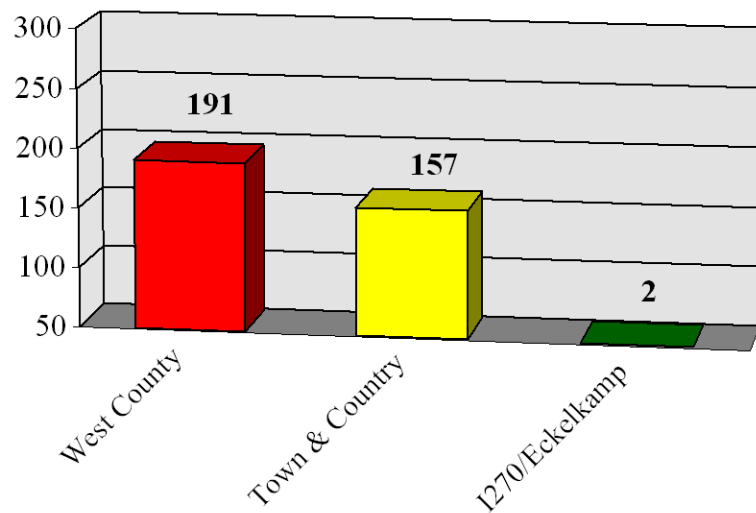
WEST COUNTY EMS AND FIRE PROTECTION DISTRICT
REPORT FOR THE MONTH OF MAY 2009

FIRE LOSS

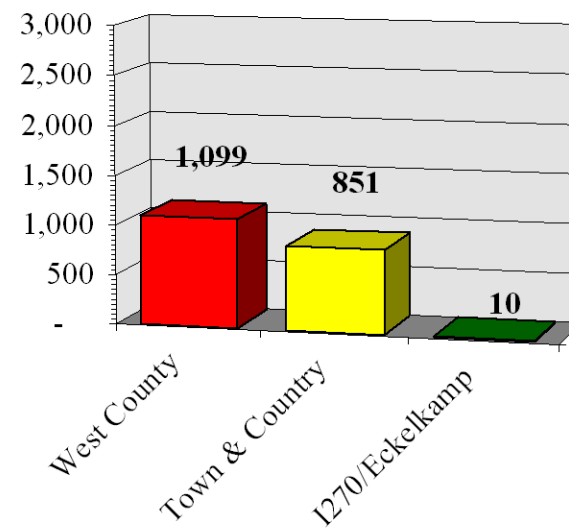
		2009		2008		2007			
		MAY	YTD	MAY	YTD	MAY	YTD		
<u>WEST COUNTY EMS & FIRE</u>									
	Loss	Save	Loss	Save	Loss			Loss	
Comm:	\$ -	\$ -	\$ 1,000	\$ 999,000	\$ -	\$ -	\$ -	\$ -	\$ -
Res:	-	-	256,500	1,468,500	-	289,500	21,000	308,500	
Auto	1,000	-	1,000	-	-	35,000	-	500	
Misc:	-	-	-	-	-	100	-	-	
Total	\$ 1,000	\$ -	\$ 258,500	\$ 2,467,500	\$ -	\$ 324,600	\$ 21,000	\$ 309,000	
<u>TOWN & COUNTRY</u>									
Comm:	\$ -	\$ -	\$ 50,000	\$ 700,000	\$ -	\$ -	\$ -	\$ -	\$ -
Res:	-	-	15,000	785,000	100,000	282,500	-	475,000	
Auto:	-	-	5,000	-	-	15,000	-	7,500	
Misc:	-	-	-	-	-	-	-	-	
Total	\$ -	\$ -	\$ 70,000	\$ 1,485,000	\$ 100,000	\$ 297,500	\$ -	\$ 482,500	
Grand Total									
Fire Loss	\$ 1,000	\$ -	\$ 328,500	\$ 3,952,500	\$ 100,000	\$ 622,100	\$ 21,000	\$ 791,500	

ALARM TOTALS

MAY - 350

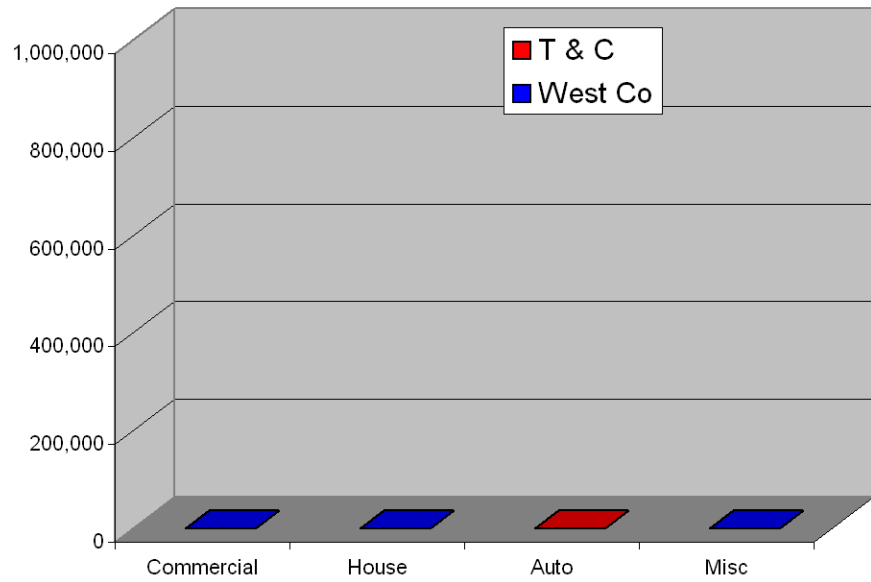


YEAR TO DATE - 1960

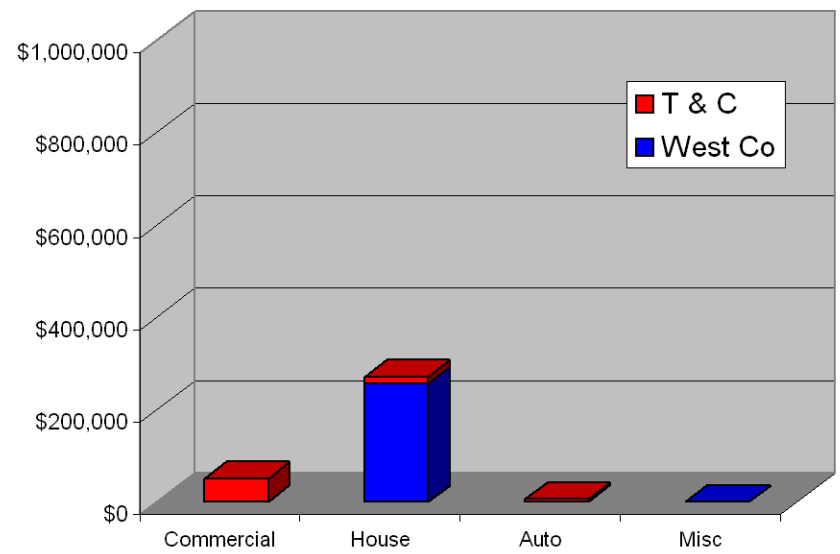


FIRE LOSS

MAY, 2009

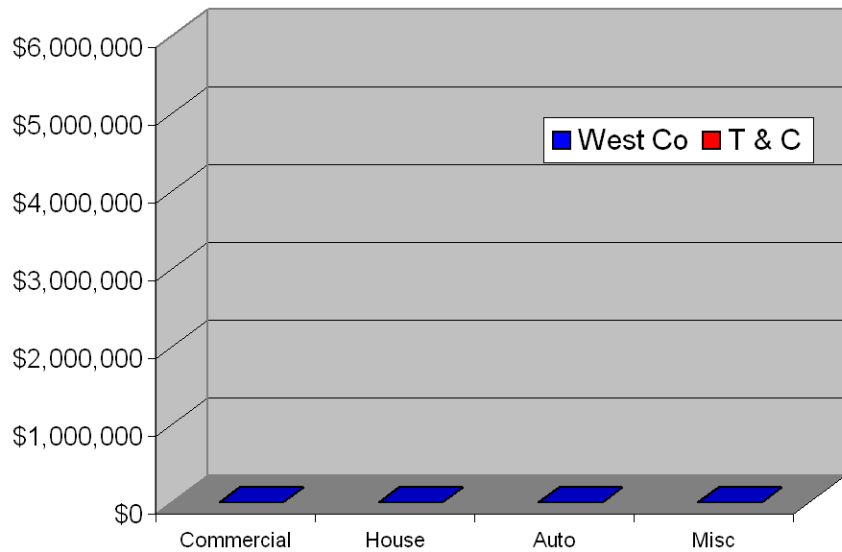


YEAR TO DATE



DOLLAR AMOUNT SAVED

MAY, 2009



YEAR TO DATE

