

WEST COUNTY EMS AND FIRE PROTECTION DISTRICT

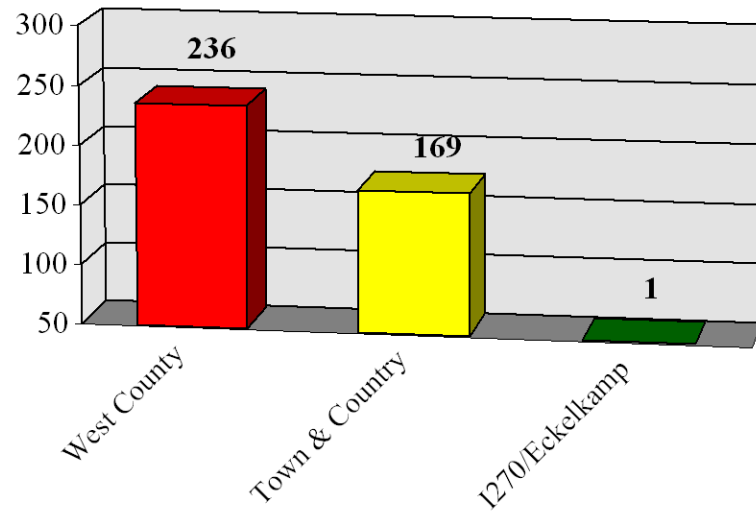
REPORT FOR THE MONTH OF JUNE 2009

ALARM TOTALS

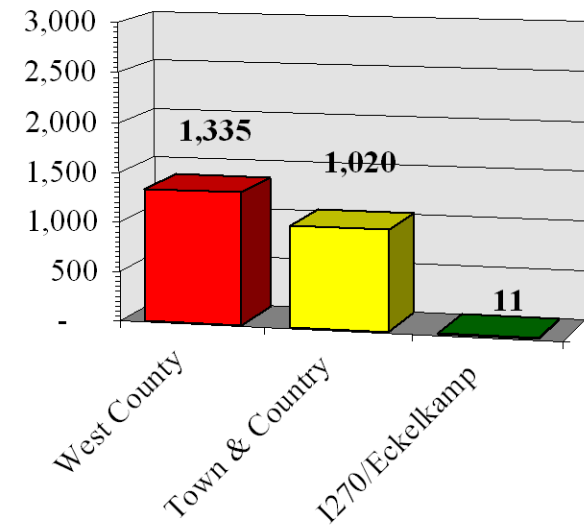
<u>ALARM TOTALS</u>																	
		2009						2008						2007			
		<u>JUNE</u>			<u>YTD</u>			<u>JUNE</u>			<u>YTD</u>			<u>JUNE</u>		<u>YTD</u>	
		Total	%			Total	%			Total	%			Total	%	Total	%
West County	EMS	176			1,050			184			997			137			
	Fire	60	236	58%	285	1,335	56%	60	244	56%	340	1,337	55%	44	45%	1,229	52%
T & C	EMS	130			781			131			809			136			
	Fire	39	169	42%	239	1,020	43%	55	186	43%	275	1,084	45%	85	55%	1,129	48%
Eck/Corp Hill		1	0%		11	0%		3	1%		10	0%		2	0%	5	0%
Asst in Dist		41			298			36			323			46		281	
Asst out Dist		44			284			52			361			64		327	
Cinical Saves		1			6			2			8			1		5	
Pump Asst EMS		187			1,060			163			1,035			145		954	
Total Alarms:		406			2,366			433			2,431			404		2,363	

ALARM TOTALS

JUNE - 406

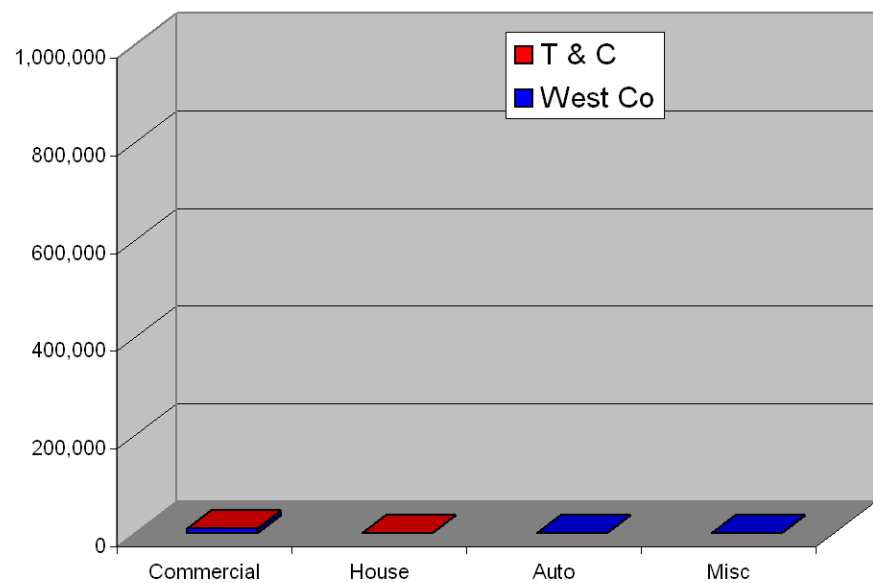


YEAR TO DATE - 2,366

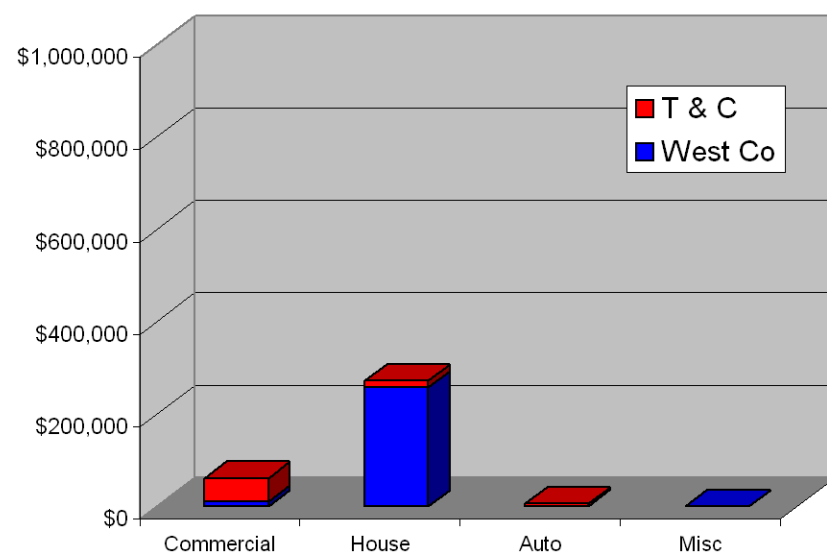


FIRE LOSS

JUNE, 2009

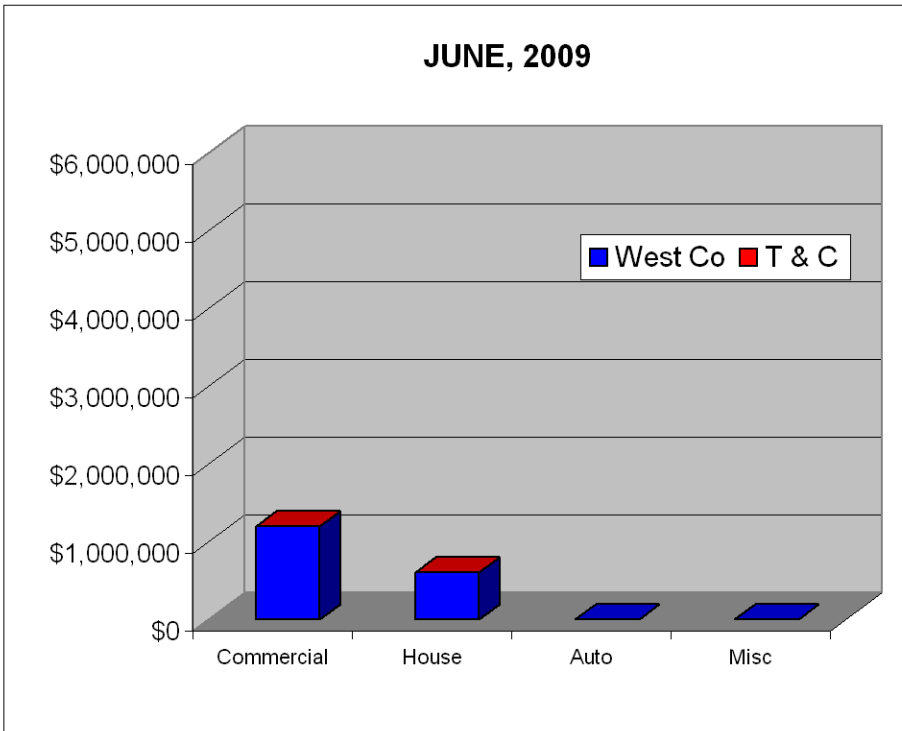


YEAR TO DATE



DOLLAR AMOUNT SAVED

JUNE, 2009



YEAR TO DATE

