

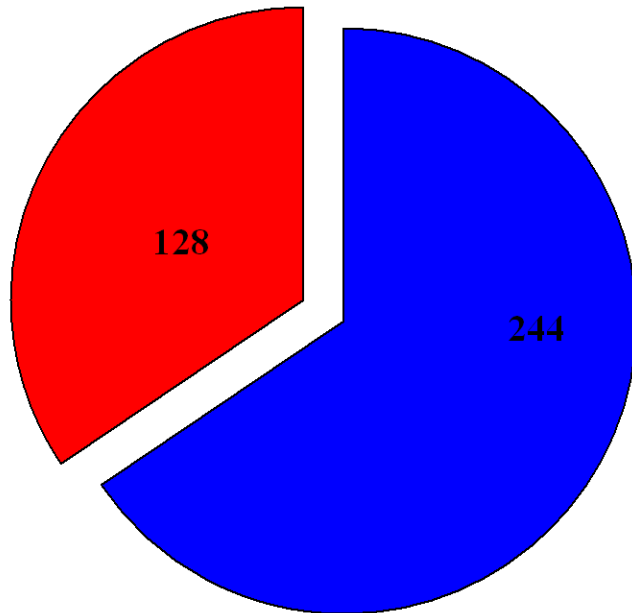
WEST COUNTY EMS AND FIRE PROTECTION DISTRICT
REPORT FOR THE MONTH OF JANUARY 2010

ALARM TOTALS

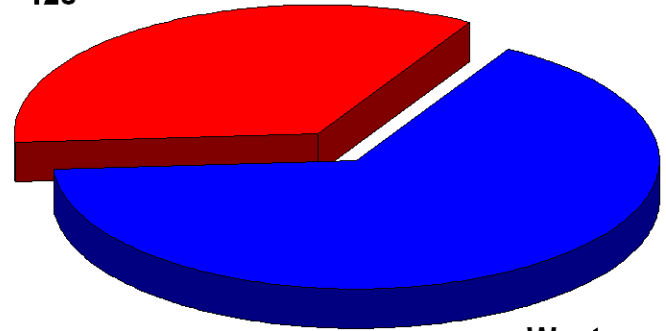
<u>ALARM TOTALS</u>													
		2010				2009				2008			
		<u>JANUARY</u>		<u>YTD</u>		<u>JANUARY</u>		<u>YTD</u>		<u>JANUARY</u>		<u>YTD</u>	
		Total	%	Total	%	Total	%	Total	%	Total	%	Total	%
West County	EMS	176		176		194		194		171			
	Fire	68	244 66%	68	244 66%	53	247 57%	53	247 57%	84	18%	255	54%
T & C	EMS	85		85		138		138		158			
	Fire	43	128 34%	43	128 34%	48	186 43%	48	186 43%	60	13%	218	46%
Eck/Corp Hill		-	- 0%	-	- 0%	3	1%	3	1%	1	0%	1	0%
Asst in Dist		31		31		48		48		102		102	
Asst out Dist		39		39		68		68		59		59	
Cinical Saves		3		3		1		1		1		1	
Life Threatening Transports		23		23		30		30		26		26	
Pump Asst EMS		136		136		203		203		184		184	
Total Alarms:		372		372		436		436		474		474	

ALARM TOTALS

JANUARY - 372



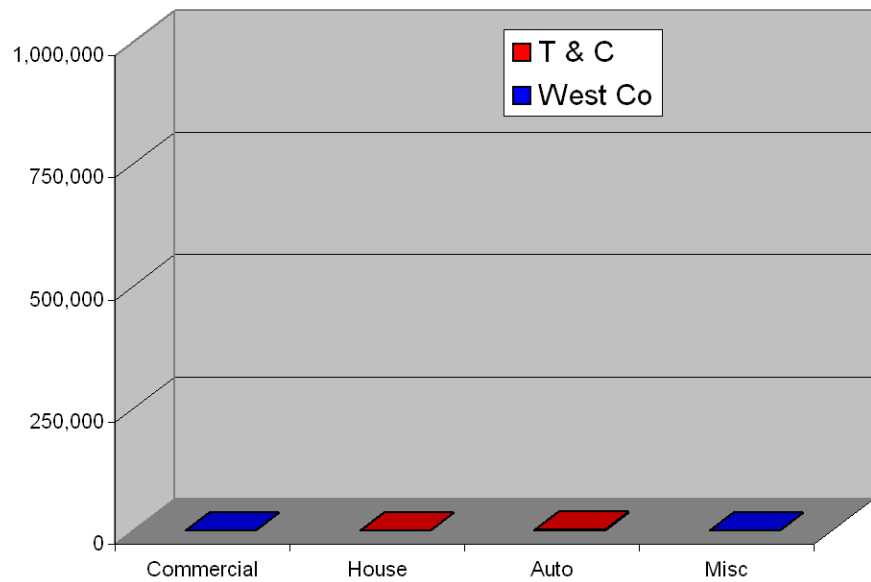
**Town &
Country
128**



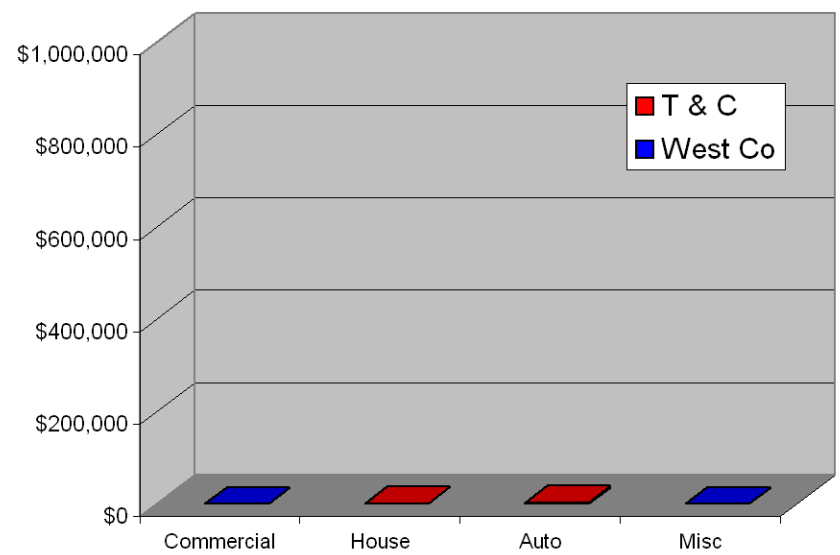
**West
County
244**

FIRE LOSS

JANUARY - 2009

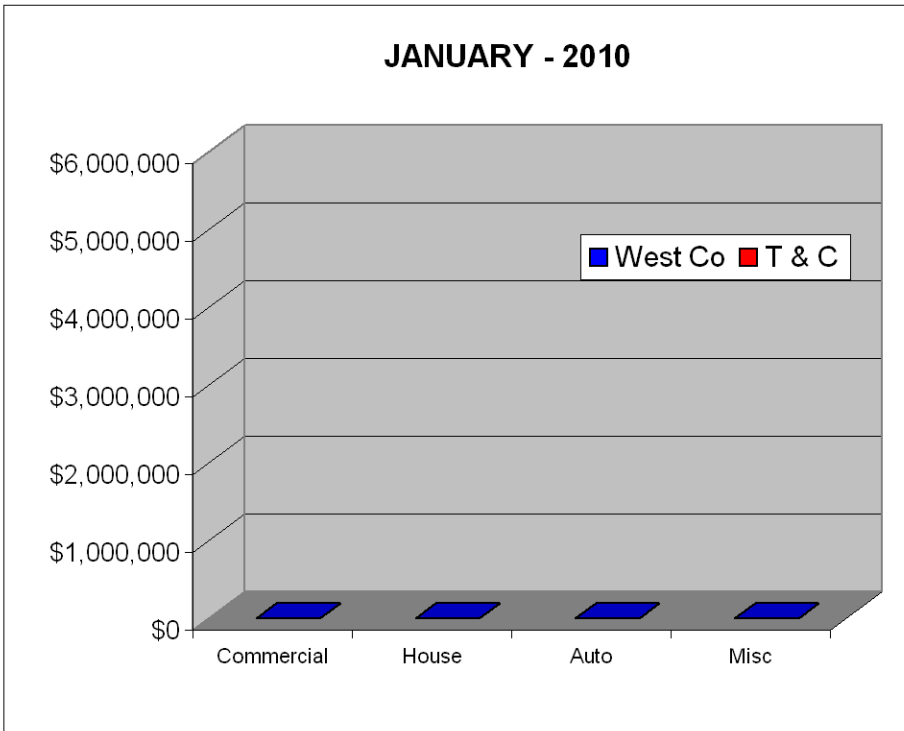


YEAR TO DATE



DOLLAR AMOUNT SAVED

JANUARY - 2010



YEAR TO DATE

