

WEST COUNTY EMS AND FIRE PROTECTION DISTRICT
REPORT FOR THE MONTH OF FEBRUARY 2010

ALARM TOTALS

<u>ALARM TOTALS</u>													
		2010				2009				2008			
		<u>FEBRUARY</u>		<u>YTD</u>		<u>FEBRUARY</u>		<u>YTD</u>		<u>FEBRUARY</u>		<u>YTD</u>	
		Total	%	Total	%	Total	%	Total	%	Total	%	Total	%
West County	EMS	182		358		164		358		174			
	Fire	50	232	64%	118	476	65%	42	206	54%	95	453	55%
T & C	EMS	99		184		143		281		123			
	Fire	28	127	35%	71	255	35%	35	178	46%	83	364	44%
Eck/Corp Hill		2	1%	2	0%	1	0%	4	0%	-	0%	1	0%
Asst in Dist		28		59		68		115		29		131	
Asst out Dist		43		82		57		125		65		124	
Cinical Saves		-		3		-		1		-		1	
Life Threatening Transports		20		43		27		57		16		42	
Pump Asst EMS		157		293		163		361		167		351	
Total Alarms:		361		733		385		821		381		855	

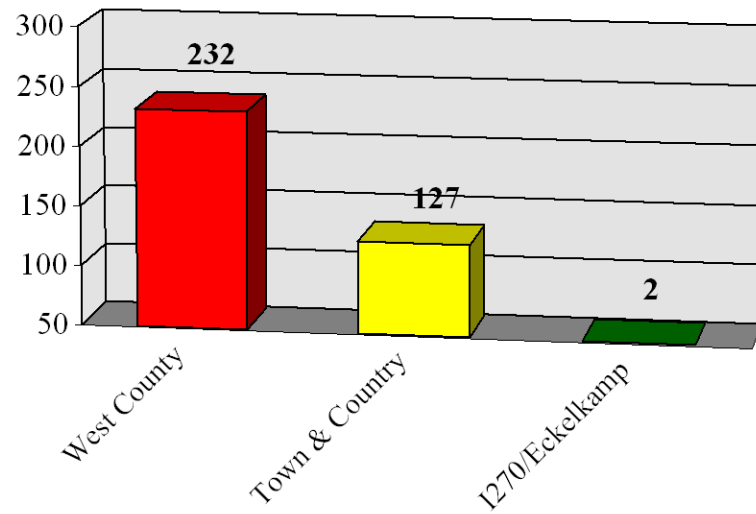
WEST COUNTY EMS AND FIRE PROTECTION DISTRICT
REPORT FOR THE MONTH OF FEBRUARY 2010

FIRE LOSS

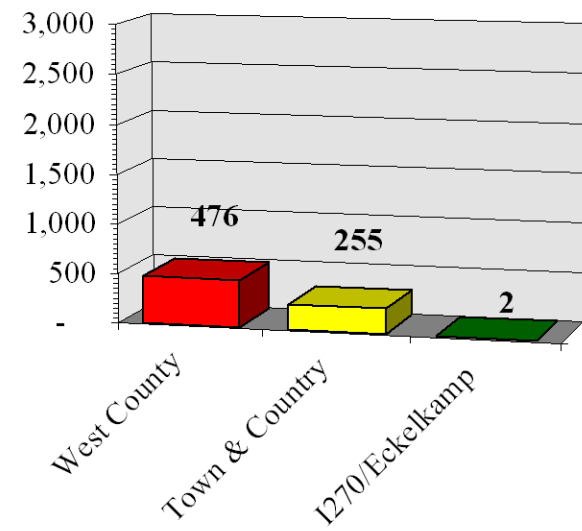
	2010				2009				2008			
	<u>FEBRUARY</u>		<u>YTD</u>		<u>FEBRUARY</u>		<u>YTD</u>		<u>FEBRUARY</u>		<u>YTD</u>	
<u>WEST COUNTY EMS & FIRE</u>												
	Loss		Save		Loss		Save		Loss		Loss	
Comm:	\$ -	\$ -	\$ -	\$ -	\$ -	\$ -	\$ -	\$ -	\$ -	\$ -	\$ -	\$ -
Res:	1,000	259,000	2,000	358,000	1,500	19,500	75,000	227,000				
Auto:	-	-	-	-	-	-	-	-	-	-	-	-
Misc:	-	-	-	-	-	-	-	-	-	-	-	-
Total	\$ 1,000	\$ 259,000	\$ 2,000	\$ 358,000	\$ 1,500	\$ 19,500	\$ 75,000	\$ 227,000				
<u>TOWN & COUNTRY</u>												
Comm:	\$ -	\$ -	\$ -	\$ -	\$ -	\$ -	\$ -	\$ -	\$ -	\$ -	\$ -	\$ -
Res:	-	-	-	-	5,000	5,000	-	180,000				
Auto:	-	-	3,000	-	-	5,000	5,000	11,000				
Misc:	-	-	-	-	-	-	-	-				
Total	\$ -	\$ -	\$ 3,000	\$ -	\$ 5,000	\$ 10,000	\$ 5,000	\$ 191,000				
Grand Total												
Fire Loss	\$ 1,000	\$ 259,000	\$ 5,000	\$ 358,000	\$ 6,500	\$ 29,500	\$ 80,000	\$ 418,000				

ALARM TOTALS

FEBRUARY - 361

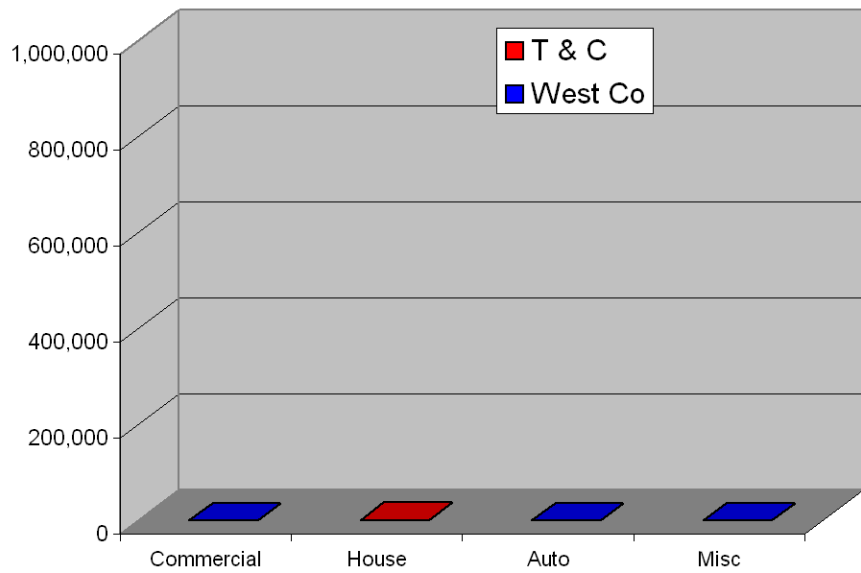


YEAR TO DATE - 733

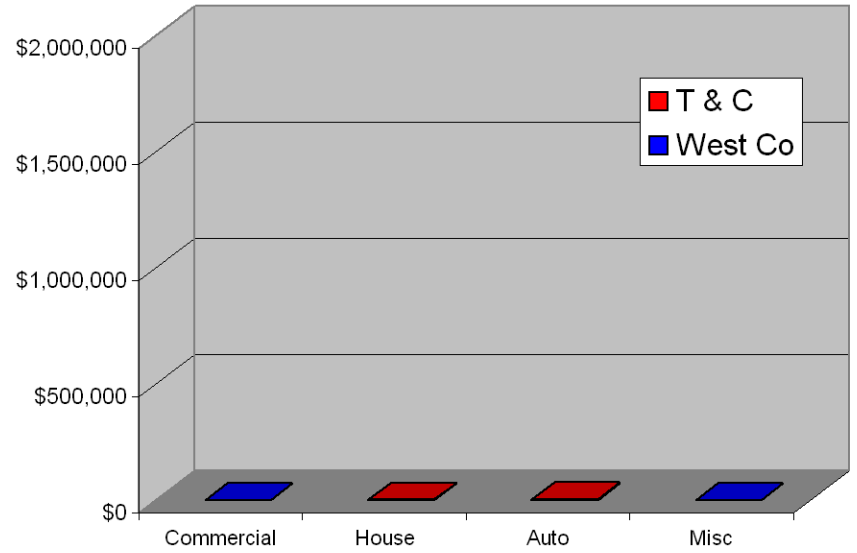


FIRE LOSS

FEBRUARY, 2010

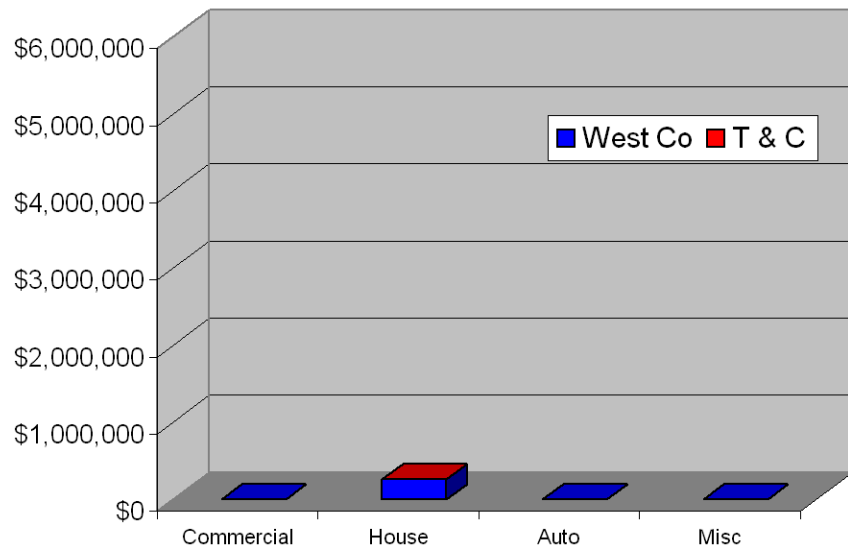


YEAR TO DATE



DOLLAR AMOUNT SAVED

FEBRUARY 2010



YEAR TO DATE

