

WEST COUNTY EMS AND FIRE PROTECTION DISTRICT
REPORT FOR THE MONTH OF DECEMBER 2009

ALARM TOTALS

<u>ALARM TOTALS</u>																	
		2009						2008						2007			
		<u>DECEMBER</u>			<u>YTD</u>			<u>DECEMBER</u>			<u>YTD</u>			<u>DECEMBER</u>		<u>YTD</u>	
		Total	%	Total	%	Total	%	Total	%	Total	%	Total	%	Total	%		
West County	EMS	202		2,099				195		1,994				159			
	Fire	56	258	61%	587	2,686	58%	55	250	56%	672	2,666	55%	56	52%	2,471	53%
T & C	EMS	131		1,486				149		1,644				150			
	Fire	36	167	39%	460	1,946	42%	50	199	44%	525	2,169	45%	48	48%	2,186	47%
Eck/Corp Hill		-	0%	18	0%			1	0%	26	1%			-	0%	16	0%
Asst in Dist		38		517				75		562				45		569	
Asst out Dist		47		524				62		628				60		658	
Cinical Saves		-		9				2		15				2		12	
Life Threatening Transports		31		349				10		284				9		242	
Pump Asst EMS		186		2,093				205		1,975				180		1,905	
Total Alarms:		425		4,650				450		4,861				413		4,673	

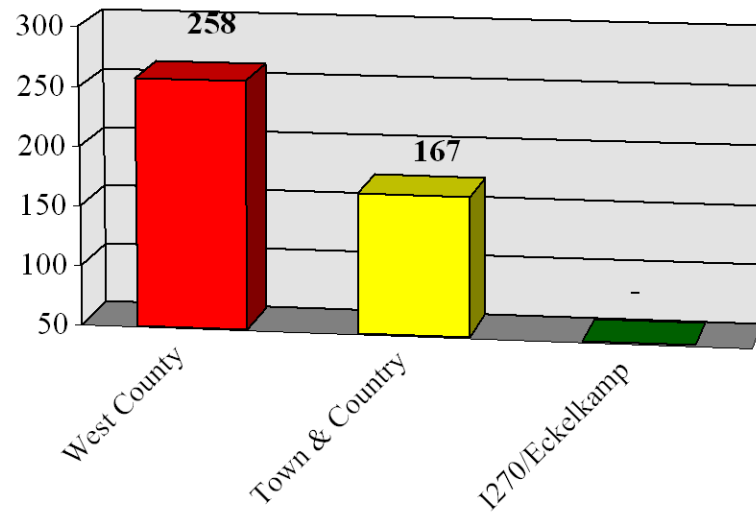
WEST COUNTY EMS AND FIRE PROTECTION DISTRICT
REPORT FOR THE MONTH OF DECEMBER 2009

FIRE LOSS

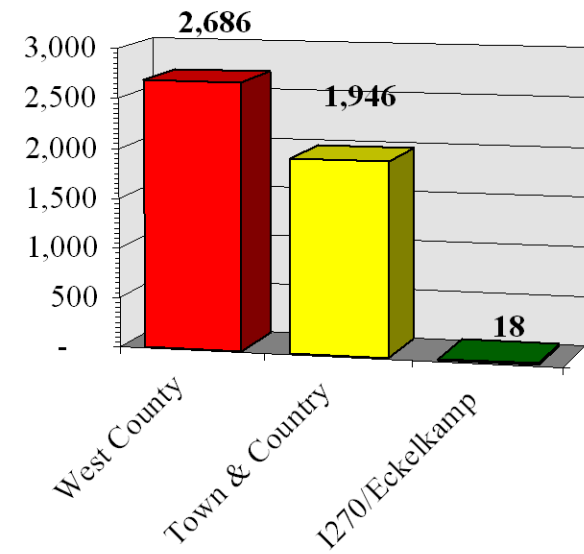
		2009		2008		2007	
		DECEMBER	YTD	DECEMBER	YTD	DECEMBER	YTD
<u>WEST COUNTY EMS & FIRE</u>							
	Loss	Save	Loss	Save	Loss	Loss	
Comm:	\$ -	\$ -	\$ 136,000	\$ 5,064,000	\$ -	\$ -	\$ -
Res:	-	-	1,111,800	2,856,500	-	307,500	1,039,500
Auto	3,000	-	22,000	-	-	47,500	31,000
Misc:	-	-	50	-	-	100	-
Total	\$ 3,000	\$ -	\$ 1,269,850	\$ 7,920,500	\$ -	\$ 355,100	\$ 1,070,500
<u>TOWN & COUNTRY</u>							
Comm:	\$ -	\$ -	\$ 50,000	\$ 700,000	\$ 4,000	\$ 58,000	\$ -
Res:	-	\$ -	15,000	785,000	-	292,500	475,000
Auto:	40,000	-	48,000	-	-	21,800	68,500
Misc:	-	-	-	-	-	1,000	-
Total	\$ 40,000	\$ -	\$ 113,000	\$ 1,485,000	\$ 4,000	\$ 373,300	\$ 543,500
Grand Total							
Fire Loss	\$ 43,000	\$ -	\$ 1,382,850	\$ 9,405,500	\$ 4,000	\$ 728,400	\$ 1,614,000

ALARM TOTALS

DECEMBER - 425

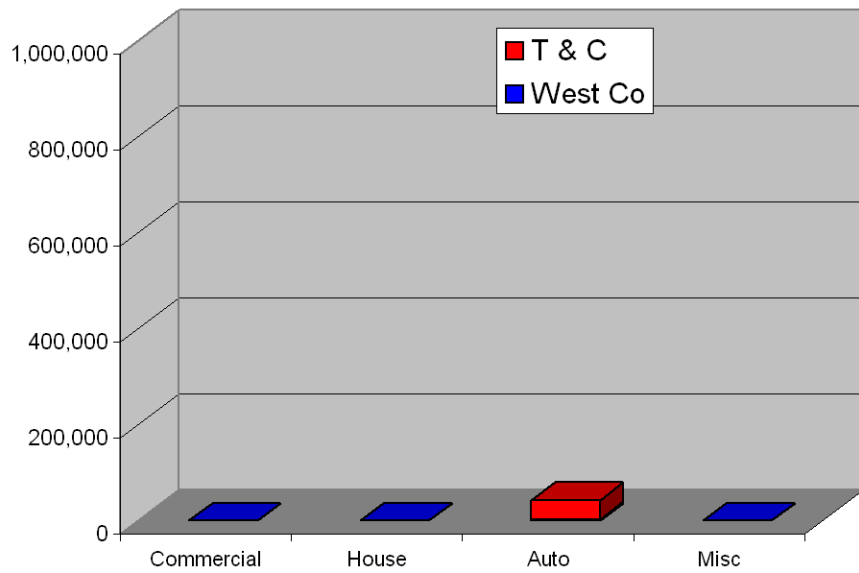


YEAR TO DATE - 4,650

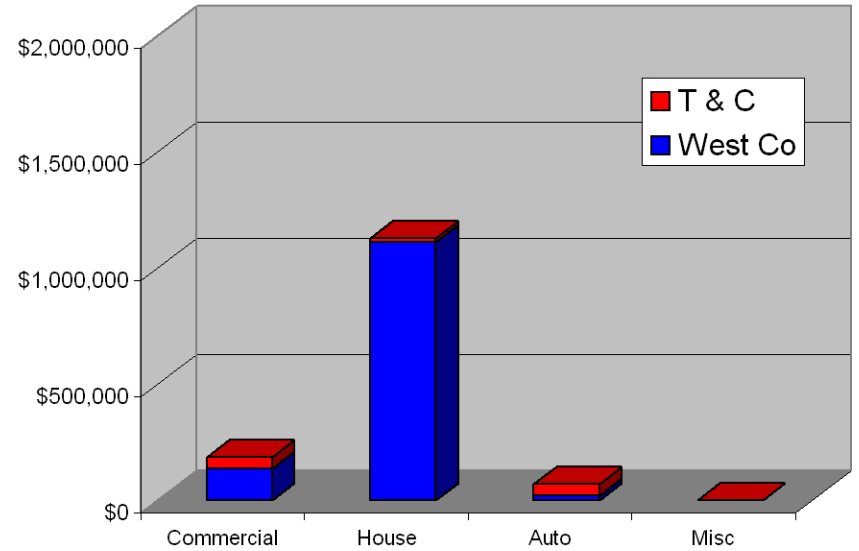


FIRE LOSS

DECEMBER, 2009



YEAR TO DATE



DOLLAR AMOUNT SAVED

