

WEST COUNTY EMS AND FIRE PROTECTION DISTRICT
REPORT FOR THE MONTH OF APRIL 2010

ALARM TOTALS

<u>ALARM TOTALS</u>													
		2010				2009				2008			
		<u>APRIL</u>		<u>YTD</u>		<u>APRIL</u>		<u>YTD</u>		<u>APRIL</u>		<u>YTD</u>	
		Total	%	Total	%	Total	%	Total	%	Total	%	Total	%
West County	EMS	188		716		181		721		159			
	Fire	56	244 61%	212	928 62%	41	222 58%	187	908 56%	69	58%	870	55%
T & C	EMS	114		430		113		529		135			
	Fire	38	152 38%	138	568 38%	44	157 41%	165	694 43%	30	42%	705	45%
Eck/Corp Hill			1 0%		3 0%		4 1%		8 0%		3 1%		4 0%
Asst in Dist			35		121		45		215		67		234
Asst out Dist			60		194		50		214		68		244
Cinical Saves			2		7		2		3		2		4
Life Threatening Transports			23		87		29		114		22		80
Pump Asst EMS			180		655		179		720		163		675
Total Alarms:			397		1,499		383		1,610		396		1,579

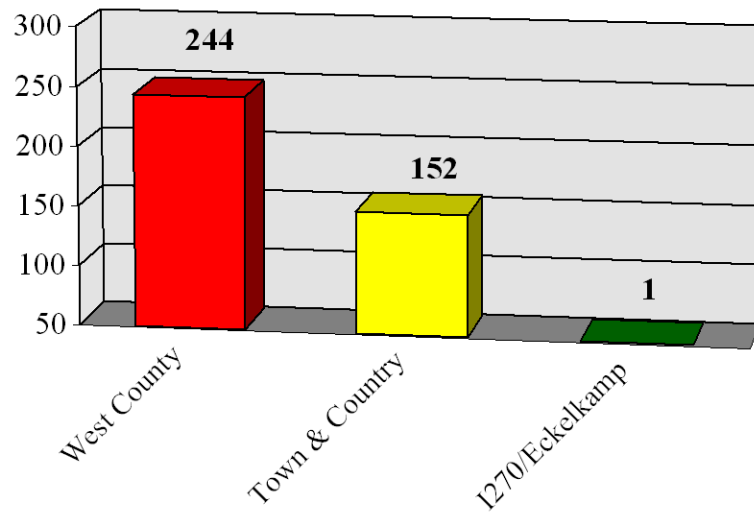
WEST COUNTY EMS AND FIRE PROTECTION DISTRICT
REPORT FOR THE MONTH OF APRIL 2010

FIRE LOSS

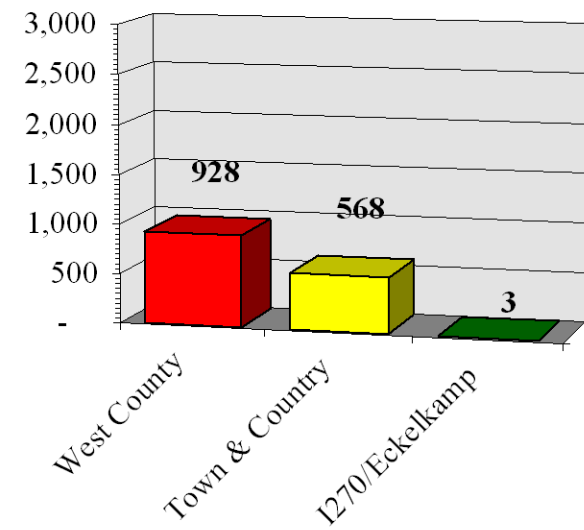
	2010				2009				2008	
	<u>APRIL</u>		<u>YTD</u>		<u>APRIL</u>		<u>YTD</u>		<u>APRIL</u>	<u>YTD</u>
<u>WEST COUNTY EMS & FIRE</u>										
	Loss	Save	Loss	Save	Loss	Save	Loss	Save	Loss	Save
Comm:	\$ -	\$ -	\$ -	\$ -	\$ -	\$ -	\$ 1,000	\$ -	\$ -	\$ -
Res:	-	-	2,000	358,000	-	-	256,500	-	10,000	289,500
Auto:	-	-	-	-	-	-	-	-	10,000	35,000
Misc:	-	-	-	-	-	-	-	-	100	100
Total	\$ -	\$ -	\$ 2,000	\$ 358,000	\$ -	\$ -	\$ 257,500	\$ -	\$ 20,100	\$ 324,600
<u>TOWN & COUNTRY</u>										
Comm:	\$ -	\$ -	\$ -	\$ -	\$ -	\$ -	\$ 50,000	\$ -	\$ -	\$ -
Res:	-	-	-	-	-	-	15,000	-	2,500	182,500
Auto:	-	-	3,000	-	-	-	5,000	-	-	15,000
Misc:	-	-	-	-	-	-	-	-	-	-
Total	\$ -	\$ -	\$ 3,000	\$ -	\$ -	\$ -	\$ 70,000	\$ -	\$ 2,500	\$ 197,500
Grand Total										
Fire Loss	\$ -	\$ -	\$ 5,000	\$ 358,000	\$ -	\$ -	\$ 327,500	\$ -	\$ 22,600	\$ 522,100

ALARM TOTALS

APRIL - 397

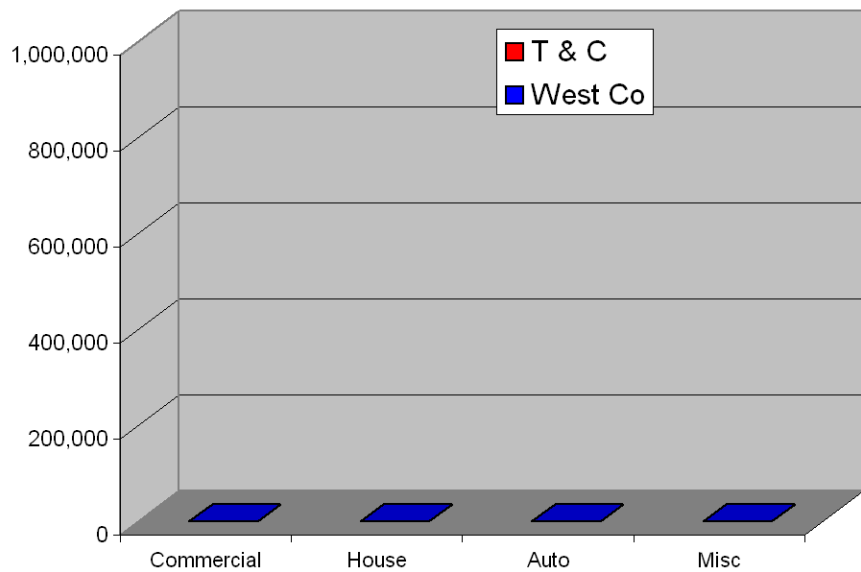


YEAR TO DATE - 1,499

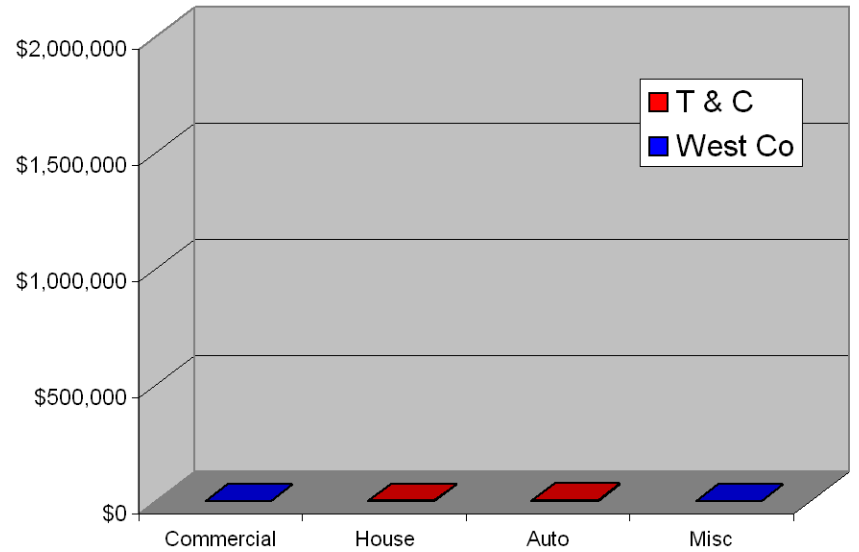


FIRE LOSS

APRIL, 2010

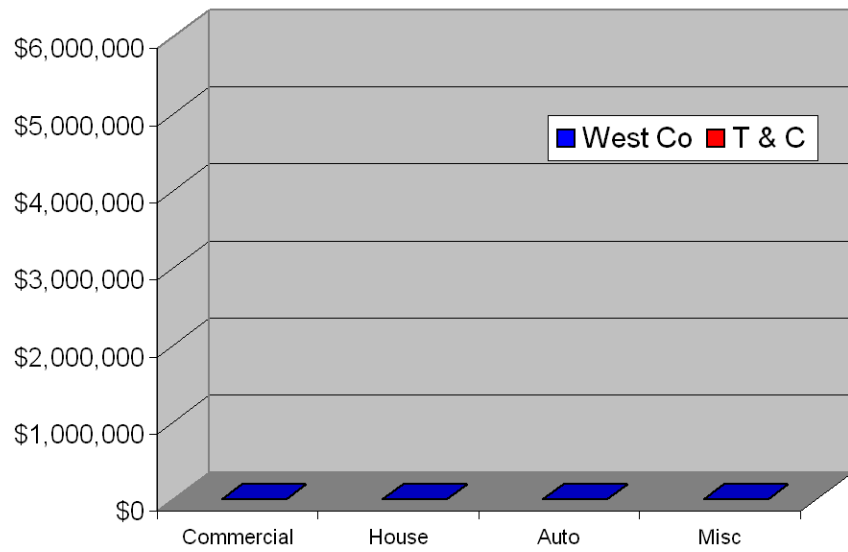


YEAR TO DATE



DOLLAR AMOUNT SAVED

APRIL 2010



YEAR TO DATE

