

**WEST COUNTY EMS AND FIRE PROTECTION DISTRICT**  
**REPORT FOR THE MONTH OF APRIL 2009**

<u><b>ALARM TOTALS</b></u>													
		2009				2008				2007			
		<u>APRIL</u>		<u>YTD</u>		<u>APRIL</u>		<u>YTD</u>		<u>APRIL</u>		<u>YTD</u>	
		Total	%	Total	%	Total	%	Total	%	Total	%	Total	%
West County	EMS	181		721		159		635		156		843	
	Fire	41	222 58%	187	908 56%	69	228 58%	235	870 55%	34	51%	843	54%
T & C	EMS	113		529		135		541		126		712	
	Fire	44	157 41%	165	694 43%	30	165 42%	164	705 45%	52	48%	712	46%
Eck/Corp Hill		4	1%	8	0%	3	1%	4	0%	3	1%	3	0%
Asst in Dist		45		215		67		234		48		193	
Asst out Dist		50		214		68		244		55		212	
Cinical Saves		-		1		3		6		-		3	
Pump Asst EMS		179		720		163		675		162		636	
<b>Total Alarms:</b>		<b>383</b>		<b>1,610</b>		<b>396</b>		<b>1,579</b>		<b>371</b>		<b>1,558</b>	

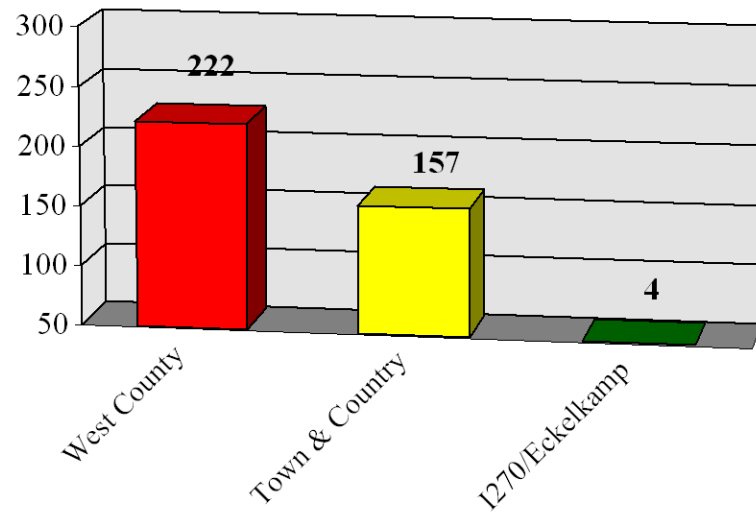
**WEST COUNTY EMS AND FIRE PROTECTION DISTRICT**  
**REPORT FOR THE MONTH OF APRIL 2009**

**FIRE LOSS**

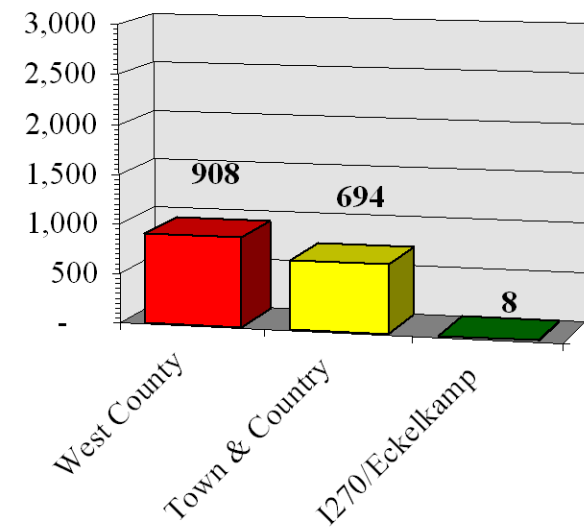
		2009		2008		2007			
		APRIL	YTD	APRIL	YTD	APRIL	YTD		
<b><u>WEST COUNTY EMS &amp; FIRE</u></b>									
	Loss	Save	Loss	Save	Loss		Loss		
Comm:	\$ -	\$ -	\$ 1,000	\$ 999,000	\$ -	\$ -	\$ -	\$ -	
Res:	-	-	256,500	1,468,500	10,000	289,500	2,500	287,500	
Auto	-	-	-	-	10,000	35,000	-	500	
Misc:	-	-	-	-	100	100	-	-	
Total	\$ -	\$ -	\$ 257,500	\$ 2,467,500	\$ 20,100	\$ 324,600	\$ 2,500	\$ 288,000	
<b><u>TOWN &amp; COUNTRY</u></b>									
Comm:	\$ -	\$ -	\$ 50,000	\$ 700,000	\$ -	\$ -	\$ -	\$ -	
Res:	-	-	15,000	785,000	2,500	182,500	-	475,000	
Auto:	-	-	5,000	-	-	15,000	-	7,500	
Misc:	-	-	-	-	-	-	-	-	
Total	\$ -	\$ -	\$ 70,000	\$ 1,485,000	\$ 2,500	\$ 197,500	\$ -	\$ 482,500	
<b>Grand Total</b>									
Fire Loss	\$ -	\$ -	\$ 327,500	\$ 3,952,500	\$ 22,600	\$ 522,100	\$ 2,500	\$ 770,500	

# ALARM TOTALS

**APRIL - 383**

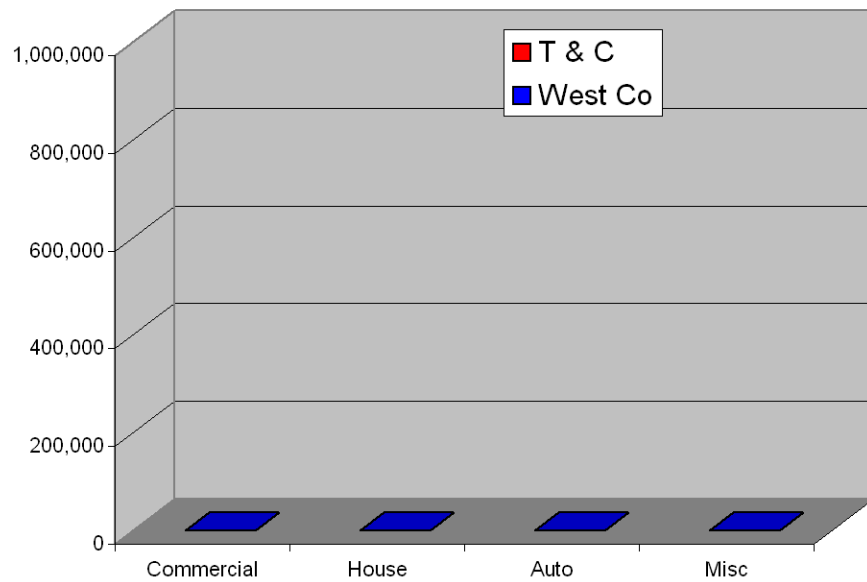


**YEAR TO DATE - 1,610**

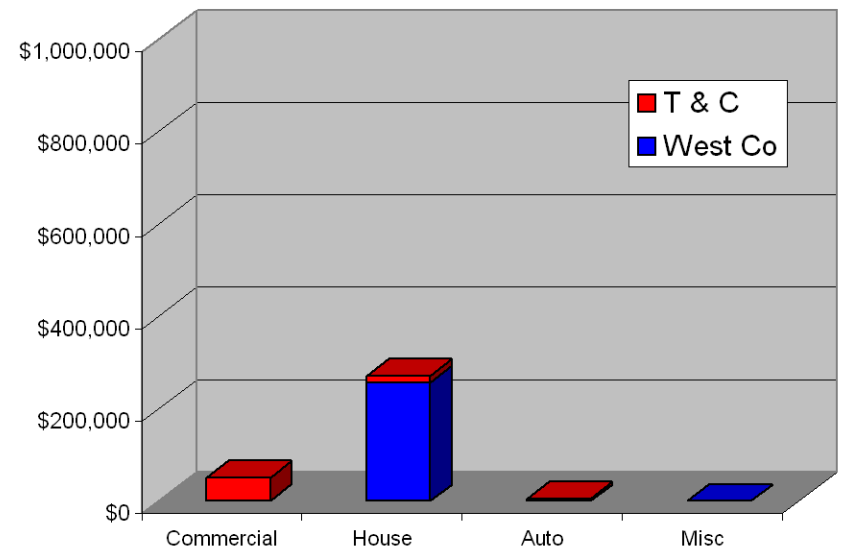


# FIRE LOSS

APRIL - 2009

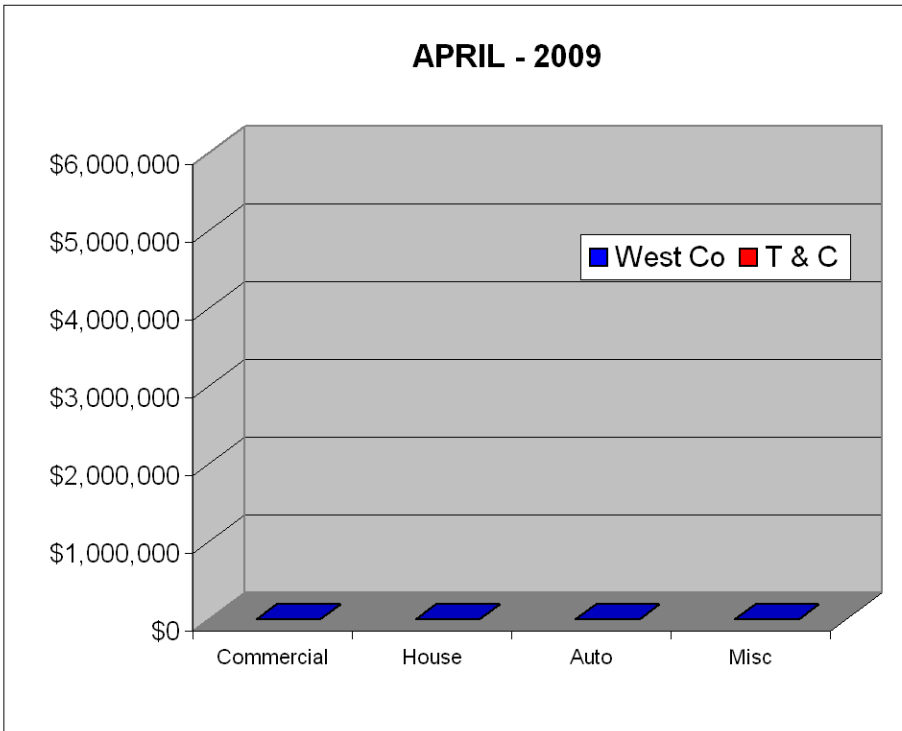


YEAR TO DATE



# DOLLAR AMOUNT SAVED

APRIL - 2009



YEAR TO DATE

