

**WEST COUNTY EMS AND FIRE PROTECTION DISTRICT**  
**REPORT FOR THE MONTH OF MARCH 2010**

**ALARM TOTALS**

<u><b>ALARM TOTALS</b></u>																		
		2010				2009				2008								
		<u>MARCH</u>		<u>YTD</u>		<u>MARCH</u>		<u>YTD</u>		<u>MARCH</u>		<u>YTD</u>						
		Total	%	Total	%	Total	%	Total	%	Total	%	Total	%					
West County	EMS	170		528		182		540		131								
	Fire	38	208	57%	156	684	62%	51	233	57%	146	686	56%					
T & C	EMS	134		316		135		416		125								
	Fire	26	160	43%	100	416	38%	38	173	43%	121	537	44%					
Eck/Corp Hill		-	0%		2	0%		-	0%		4	0%		-	0%		1	0%
Asst in Dist		24			86			55			170			36			167	
Asst out Dist		43			134			39			164			52			176	
Cinical Saves		2			5			-			1			1			2	
Life Threatening Transports		21			64			28			85			16			58	
Pump Asst EMS		175			475			180			541			163			514	
<b>Total Alarms:</b>		<b>368</b>		<b>1,102</b>		<b>406</b>		<b>1,227</b>		<b>328</b>		<b>1,183</b>						

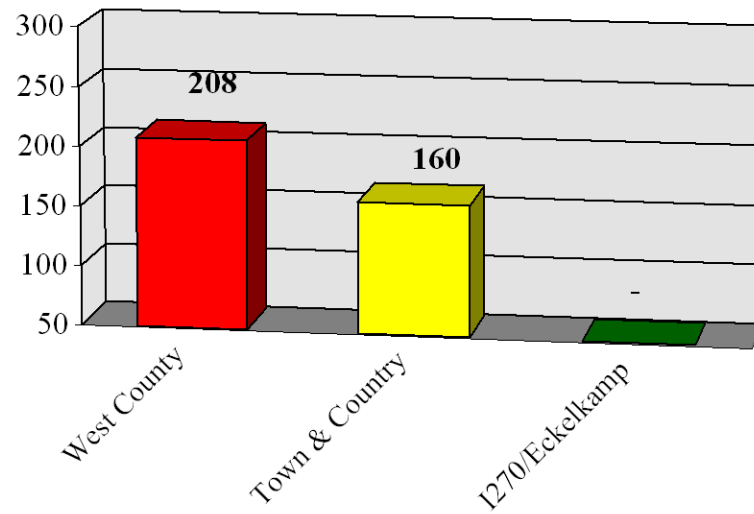
**WEST COUNTY EMS AND FIRE PROTECTION DISTRICT**  
**REPORT FOR THE MONTH OF MARCH 2010**

**FIRE LOSS**

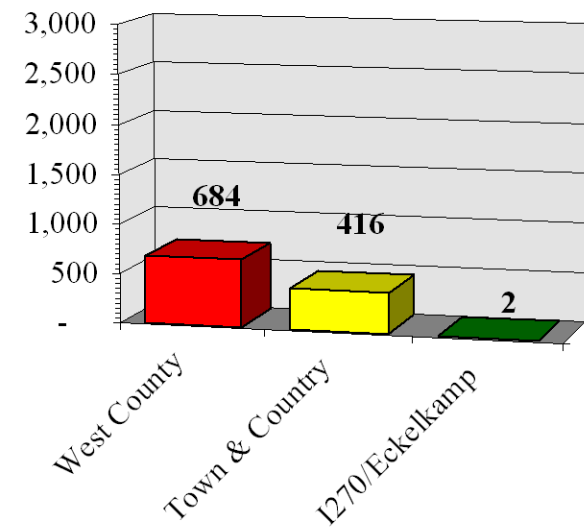
	2010				2009				2008	
	<u>MARCH</u>		<u>YTD</u>		<u>MARCH</u>		<u>YTD</u>		<u>MARCH</u>	<u>YTD</u>
<b><u>WEST COUNTY EMS &amp; FIRE</u></b>										
	Loss	Save	Loss	Save	Loss				Loss	
Comm:	\$ -	\$ -	\$ -	\$ -	\$ 1,000		\$ 1,000		\$ -	\$ -
Res:	-	-	2,000	358,000	237,000		256,500		52,500	279,500
Auto:	-	-	-	-	-		-		-	10,000
Misc:	-	-	-	-	-		-		-	-
<b>Total</b>	<b>\$ -</b>	<b>\$ -</b>	<b>\$ 2,000</b>	<b>\$ 358,000</b>	<b>\$ 238,000</b>		<b>\$ 257,500</b>		<b>\$ 52,500</b>	<b>\$ 289,500</b>
<b><u>TOWN &amp; COUNTRY</u></b>										
Comm:	\$ -	\$ -	\$ -	\$ -	\$ -		\$ 50,000		\$ -	\$ -
Res:	-	-	-	-	10,000		15,000		-	180,000
Auto:	-	-	3,000	-	-		5,000		4,000	15,000
Misc:	-	-	-	-	-		-		-	-
<b>Total</b>	<b>\$ -</b>	<b>\$ -</b>	<b>\$ 3,000</b>	<b>\$ -</b>	<b>\$ 10,000</b>		<b>\$ 70,000</b>		<b>\$ 4,000</b>	<b>\$ 195,000</b>
<b>Grand Total</b>										
Fire Loss	\$ -	\$ -	\$ 5,000	\$ 358,000	\$ 248,000		\$ 327,500		\$ 56,500	\$ 484,500

# ALARM TOTALS

**MARCH - 368**

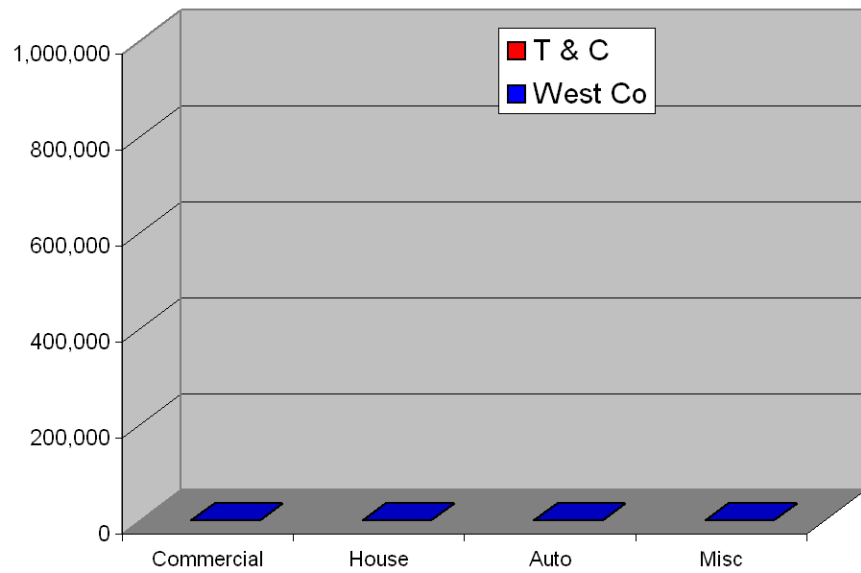


**YEAR TO DATE - 1,102**

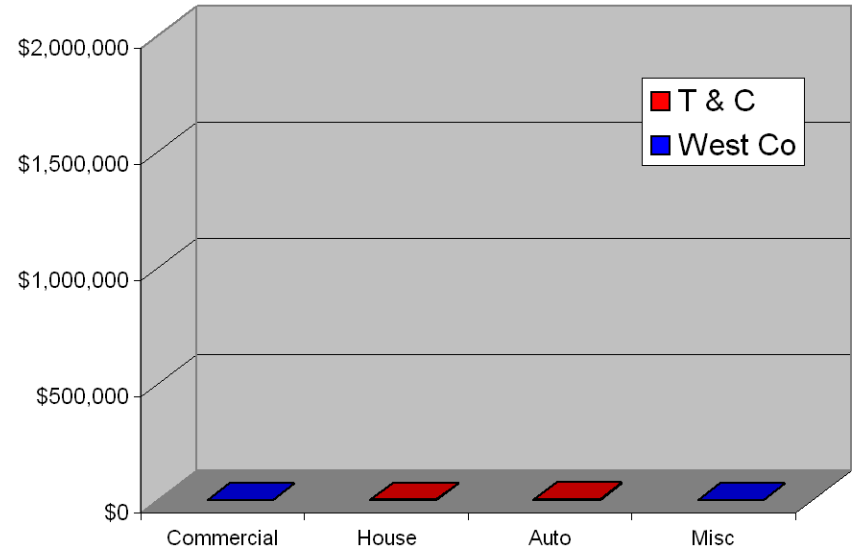


# FIRE LOSS

MARCH, 2010



YEAR TO DATE



# DOLLAR AMOUNT SAVED

