

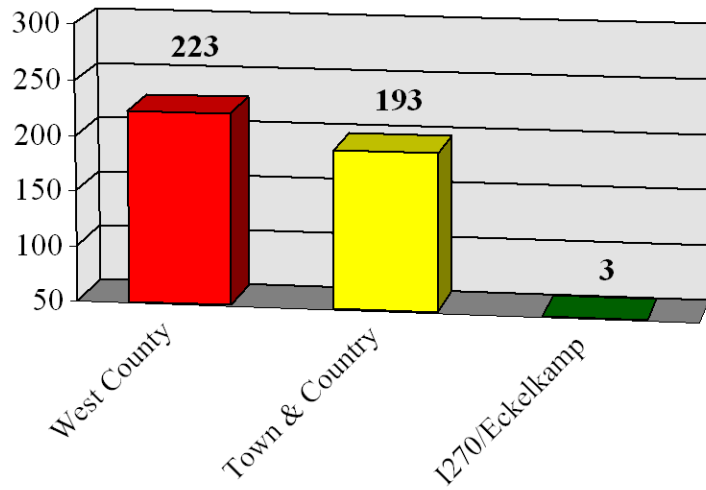
WEST COUNTY EMS AND FIRE PROTECTION DISTRICT

REPORT FOR THE MONTH OF MAY 2008

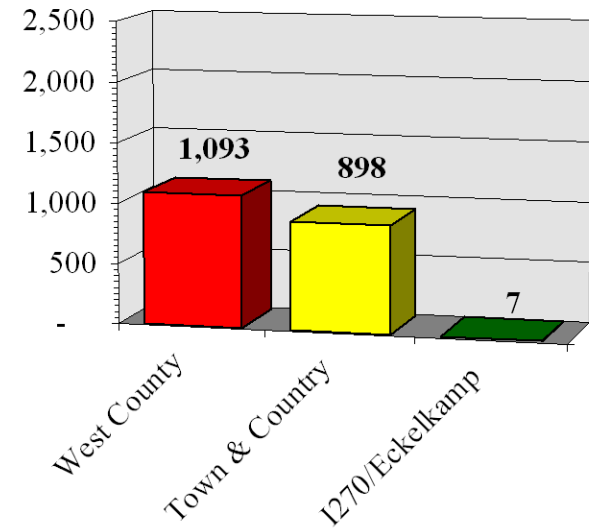
<u>ALARM TOTALS</u>																	
		2008						2007						2006			
		<u>MAY</u>		<u>YTD</u>				<u>MAY</u>		<u>YTD</u>				<u>MAY</u>		<u>YTD</u>	
		Total	%	Total	%	Total	%	Total	%	Total	%	Total	%	Total	%		
West County	EMS	178		813		152		775		179		1,094		55%			
	Fire	45	223	53%	280	1,093	55%	53	205	51%	273	1,048	53%	49	13%		
T & C	EMS	137		678		139		622		121		878		45%			
	Fire	56	193	46%	220	898	45%	57	196	49%	286	908	46%	42	11%		
Eck/Corp Hill		3	1%	7	0%	-	0%	3	0%	1	0%	1	0%				
Asst in Dist		53		287		42		235		55		248					
Asst out Dist		65		309		51		263		49		264					
Medics as FF		-		-		-		-		-		-		-			
Pump Asst EMS		195		1,067		173		809		184		864					
Total Alarms:		419		1,998		401		1,959		392		1,973					

ALARM TOTALS

MAY - 419

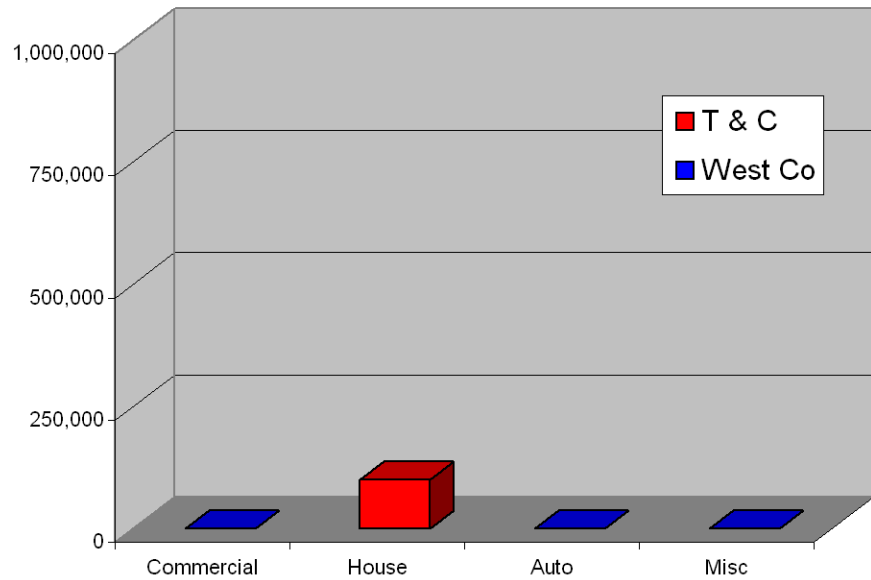


YEAR TO DATE - 1,998

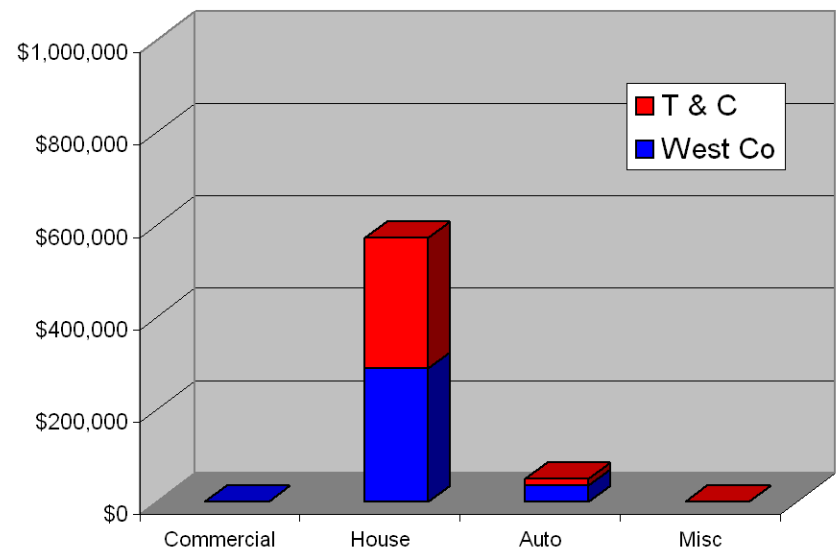


FIRE LOSS

MAY - 2008



YEAR TO DATE



DOLLAR AMOUNT SAVED

