

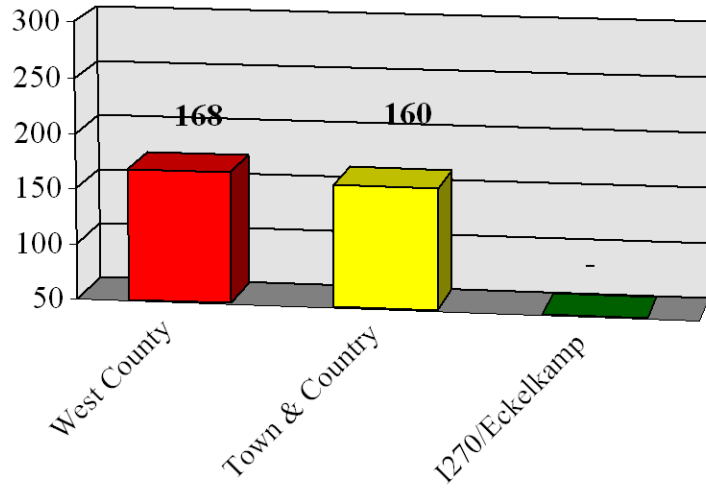
WEST COUNTY EMS AND FIRE PROTECTION DISTRICT

REPORT FOR THE MONTH OF MARCH 2008

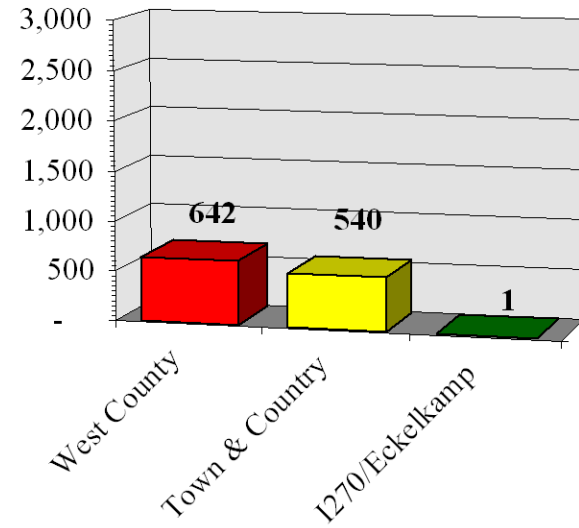
<u>ALARM TOTALS</u>													
		2008				2007				2006			
		<u>MARCH</u>		<u>YTD</u>		<u>MARCH</u>		<u>YTD</u>		<u>MARCH</u>		<u>YTD</u>	
		Total	%	Total	%	Total	%	Total	%	Total	%	Total	%
West County	EMS	131		476		151		467		159		635	
	Fire	37	168 51%	166	642 54%	42	193 53%	186	653 55%	57	15%	635	56%
T & C	EMS	125		406		132		357		128		501	
	Fire	35	160 49%	134	540 46%	36	168 47%	177	534 45%	36	9%	501	44%
Eck/Corp Hill		-	0%	1	0%	-	0%	-	0%	-	0%	-	0%
Asst in Dist		36		167		58		145		53		92	
Asst out Dist		52		176		48		157		50		108	
Medics as FF		-		-		-		-		-		-	
Pump Asst EMS		163		514		163		474		176		330	
Total Alarms:		328		1,183		361		1,187		380		1,136	

ALARM TOTALS

MARCH - 328

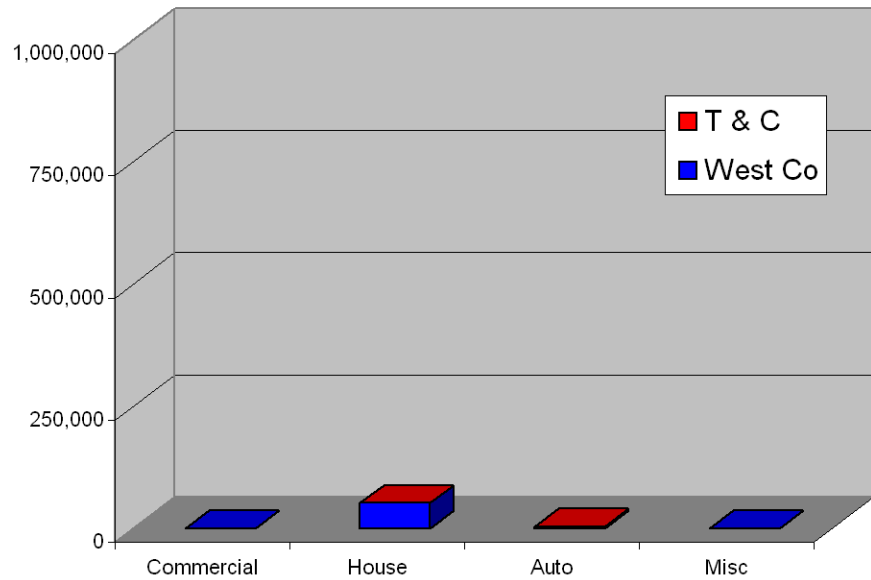


YEAR TO DATE - 1,183

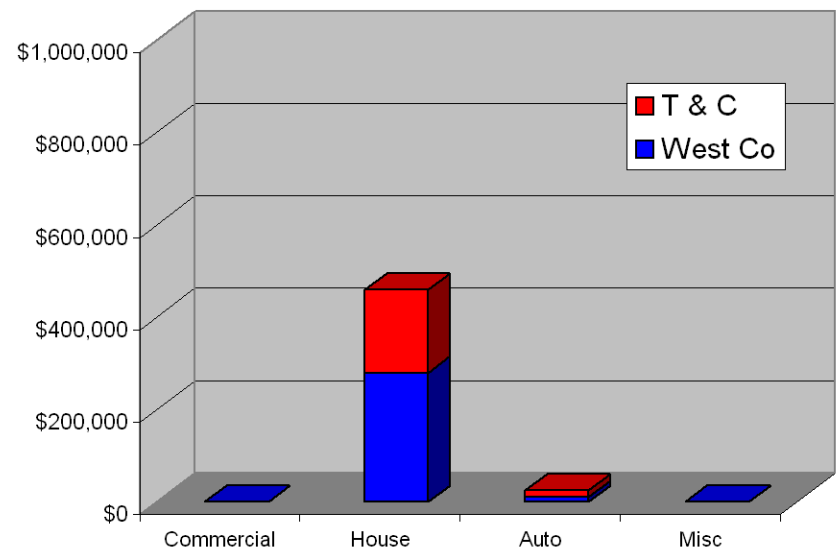


FIRE LOSS

MARCH - 2008



YEAR TO DATE



DOLLAR AMOUNT SAVED

