

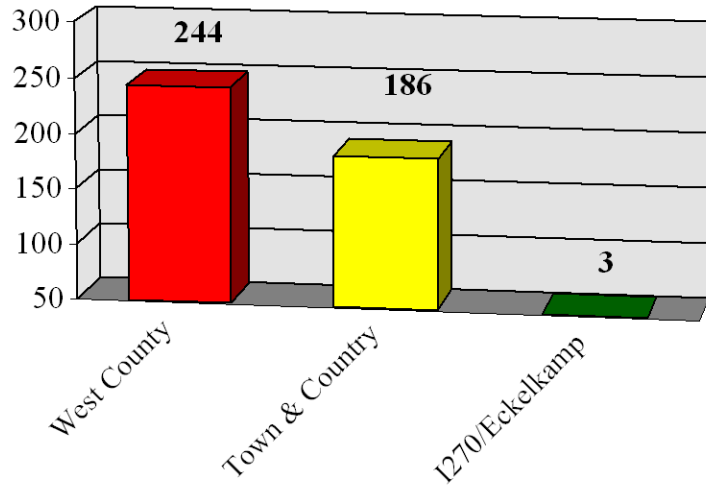
WEST COUNTY EMS AND FIRE PROTECTION DISTRICT

REPORT FOR THE MONTH OF JUNE 2008

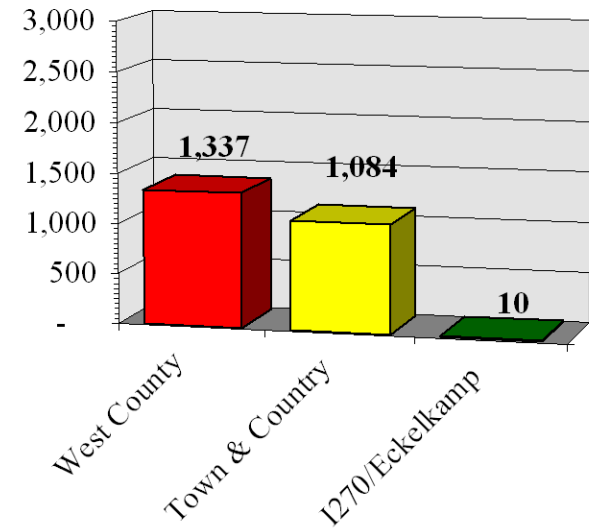
<u>ALARM TOTALS</u>																	
		2008						2007						2006			
		<u>JUNE</u>			<u>YTD</u>			<u>JUNE</u>			<u>YTD</u>			<u>JUNE</u>		<u>YTD</u>	
		Total	%	Total	%	Total	%	Total	%	Total	%	Total	%	Total	%		
West County	EMS	184		997		137		912		173		173					
	Fire	60	244	56%	340	1,337	55%	44	181	45%	317	1,229	52%	57	14%	1,324	56%
T & C	EMS	131		809		136		758		123		123					
	Fire	55	186	43%	275	1,084	45%	85	221	55%	371	1,129	48%	49	12%	1,050	44%
Eck/Corp Hill		3	1%	10	0%	2	0%	5	0%	1	0%	2	0%				
Asst in Dist		36		323		46		281		60		308					
Asst out Dist		52		361		64		327		69		333					
Medics as FF		-		-		-		-		-		-		-			
Pump Asst EMS		163		1,035		145		954		171		1,035					
Total Alarms:		433		2,431		404		2,363		403		2,376					

ALARM TOTALS

JUNE - 433

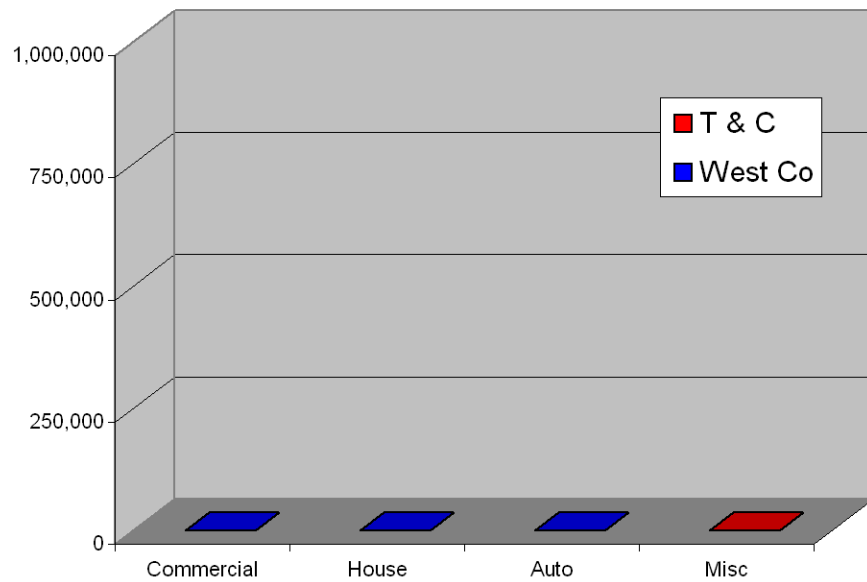


YEAR TO DATE - 2,431

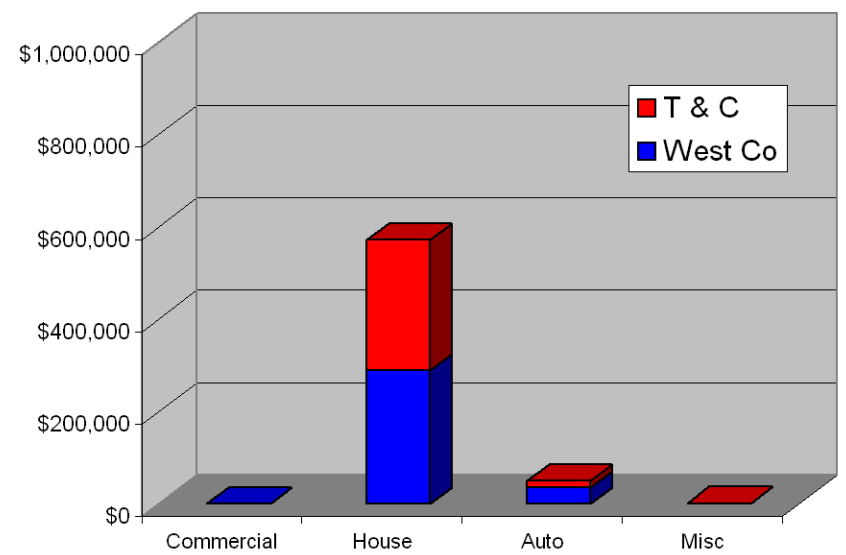


FIRE LOSS

JUNE - 2008



YEAR TO DATE



DOLLAR AMOUNT SAVED

