

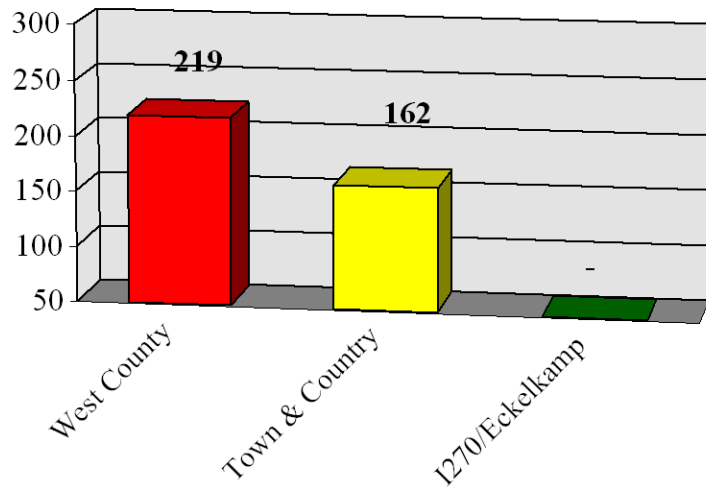
WEST COUNTY EMS AND FIRE PROTECTION DISTRICT
REPORT FOR THE MONTH OF FEBRUARY 2008

ALARM TOTALS

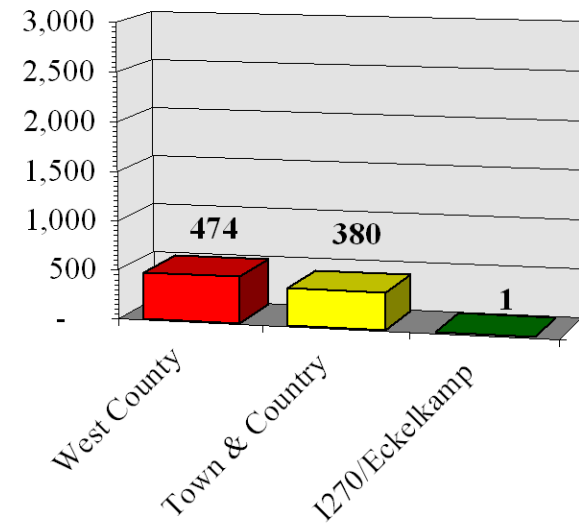
<u>ALARM TOTALS</u>																			
		2008						2007						2006					
		<u>FEBRUARY</u>			<u>YTD</u>			<u>FEBRUARY</u>			<u>YTD</u>			<u>FEBRUARY</u>		<u>YTD</u>			
		Total	%		Total	%		Total	%		Total	%		Total	%		Total	%	
West County	EMS	174			345			161			316			149					
	Fire	45	219	57%	129	474	55%	65	226	58%	144	460	56%	68	18%	419	55%		
T & C	EMS	123			281			110			225			111					
	Fire	39	162	43%	99	380	44%	54	164	42%	141	366	44%	53	14%	337	45%		
Eck/Corp Hill		-	0%		1	0%		-	0%		-	0%		-	0%		-	0%	
Asst in Dist		29			131			41			87			53			92		
Asst out Dist		65			124			49			109			54			108		
Medics as FF		-			-			-			-			-			-		
Pump Asst EMS		167			351			159			311			158			330		
Total Alarms:		381			855			390			826			381			756		

ALARM TOTALS

FEBRUARY - 381

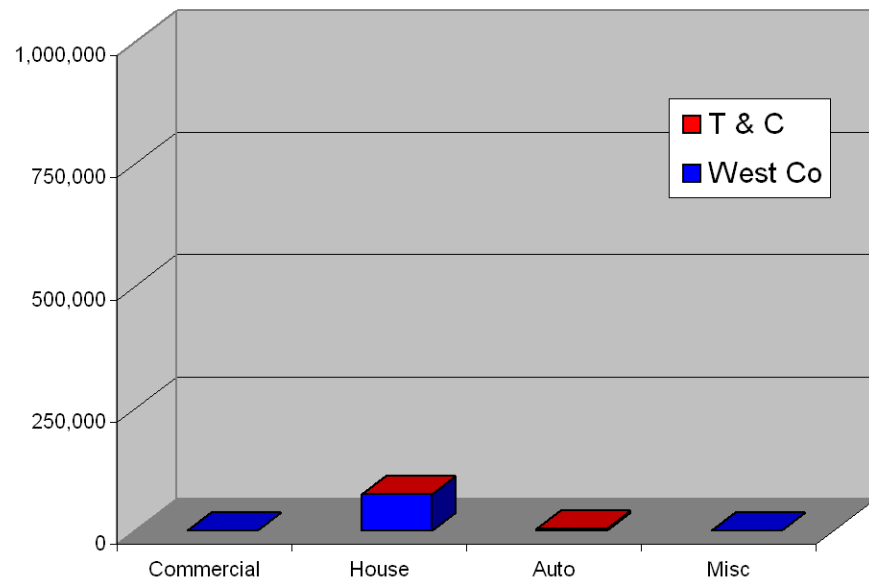


YEAR TO DATE - 855

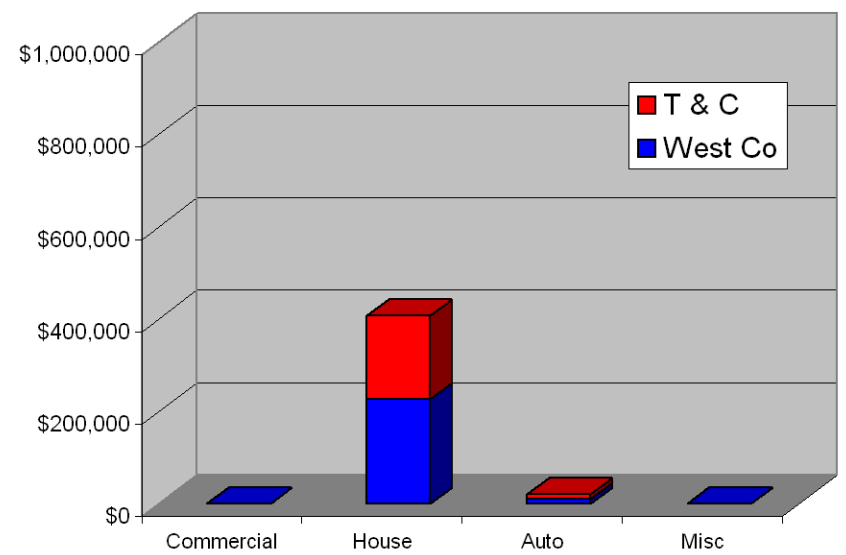


FIRE LOSS

FEBRUARY - 2008



YEAR TO DATE



DOLLAR AMOUNT SAVED

