

WEST COUNTY EMS AND FIRE PROTECTION DISTRICT

REPORT FOR THE MONTH OF AUGUST 2008

<u>ALARM TOTALS</u>																
	2008								2007				2006			
	<u>AUGUST</u>				<u>YTD</u>				<u>AUGUST</u>		<u>YTD</u>		<u>AUGUST</u>		<u>YTD</u>	
	Total	%	Total	%	Total	%	Total	%	Total	%	Total	%	Total	%	Total	%
West County EMS	167		1,326		158		1,223		145		1,802		145		1,802	
West County Fire	54	221 56%	454	1,780 55%	52	210 55%	422	1,645 53%	63	16%	1,802	55%	63	16%	1,802	55%
T & C EMS	137		1,070		117		1,001		127		1,445		127		1,445	
T & C Fire	40	177 44%	357	1,427 44%	50	167 44%	462	1,463 47%	54	14%	1,445	44%	54	14%	1,445	44%
Eck/Corp Hill	-	0%	15	0%	4	1%	10	0%	5	1%	7	0%	5	1%	7	0%
Asst in Dist	37		410		52		373		56		430		56		430	
Asst out Dist	48		477		66		450		54		468		54		468	
Medics as FF	-		-		-		-		-		-		-		-	
Pump Asst EMS	194		1,420		159		1,260		136		1,344		136		1,344	
Total Alarms:	398		3,222		381		3,118		394		3,254		394		3,254	

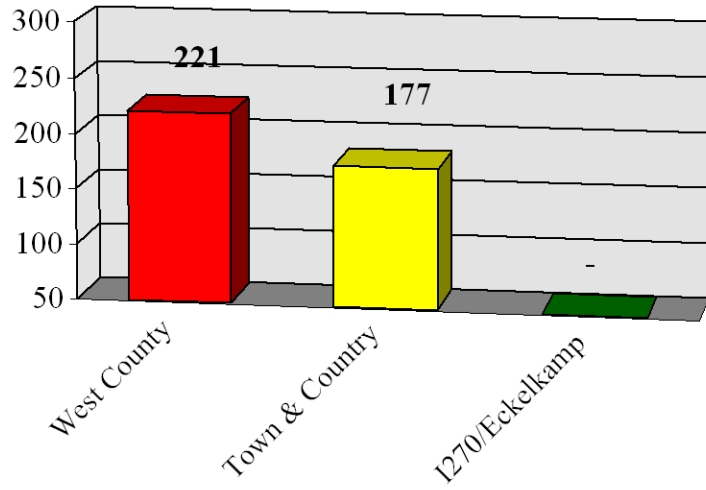
WEST COUNTY EMS AND FIRE PROTECTION DISTRICT
REPORT FOR THE MONTH OF AUGUST 2008

FIRE LOSS

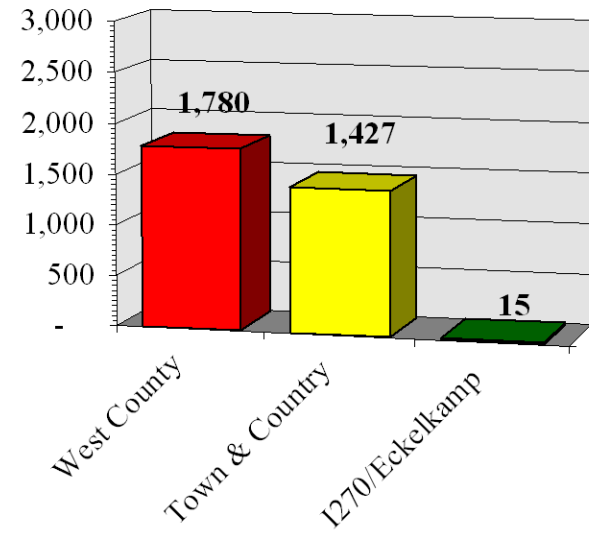
		2008				2007				2006			
		<u>AUGUST</u>		<u>YTD</u>		<u>AUGUST</u>		<u>YTD</u>		<u>AUGUST</u>		<u>YTD</u>	
<u>WEST COUNTY EMS & FIRE</u>													
	Loss	Save	Loss	Save		Loss				Loss			
Comm:	\$ -	\$ -	\$ -	\$ -		\$ -		\$ -		\$ 1,000		\$ 1,000	
Res:	3,000	247,000	292,500	5,627,500		355,000		683,500		-		135,000	
Auto	1,000	-	37,500	-		500		5,000		1,000		5,200	
Misc:	-	-	100	-		-		-		-		60,000	
Total	\$ 4,000	\$ 247,000	\$ 330,100	\$ 5,627,500		\$ 355,500		\$ 688,500		\$ 2,000		\$ 201,200	
<u>TOWN & COUNTRY</u>													
Comm:	\$ 50,000	\$ 520,000	\$ 54,000	\$ 1,716,000		\$ -		\$ -		\$ -		\$ -	
Res:	10,000	290,000	292,500	3,207,500		-		475,000		-		-	
Auto:	2,000	-	17,000	-		6,000		22,500		8,000		69,500	
Misc:	-	-	1,000	-		-		-		30,000		30,000	
Total	\$ 62,000	\$ 810,000	\$ 364,500	\$ 4,923,500		\$ 6,000		\$ 497,500		\$ 38,000		\$ 99,500	
Grand Total													
Fire Loss	\$ 66,000	\$ 1,057,000	\$ 694,600	\$ 10,551,000		\$ 361,500		\$ 1,186,000		\$ 40,000		\$ 300,700	

ALARM TOTALS

AUGUST - 398

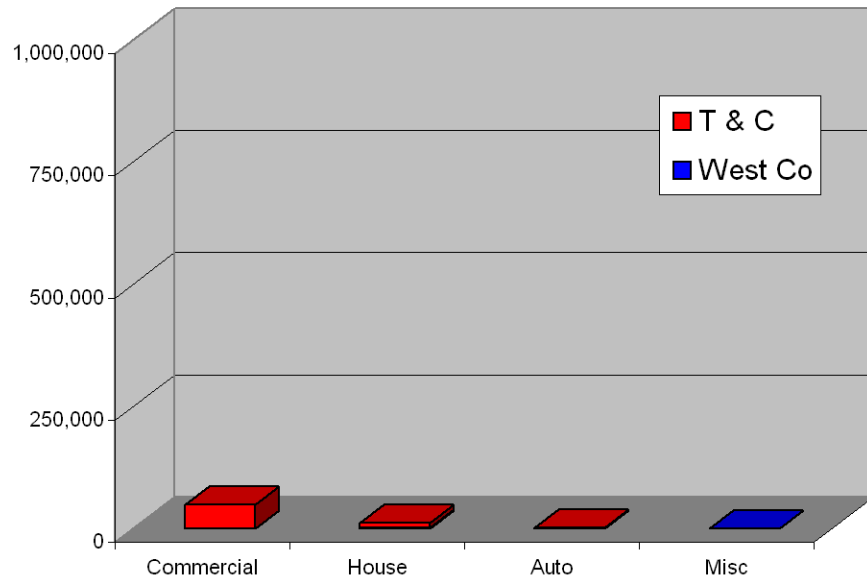


YEAR TO DATE - 3,222

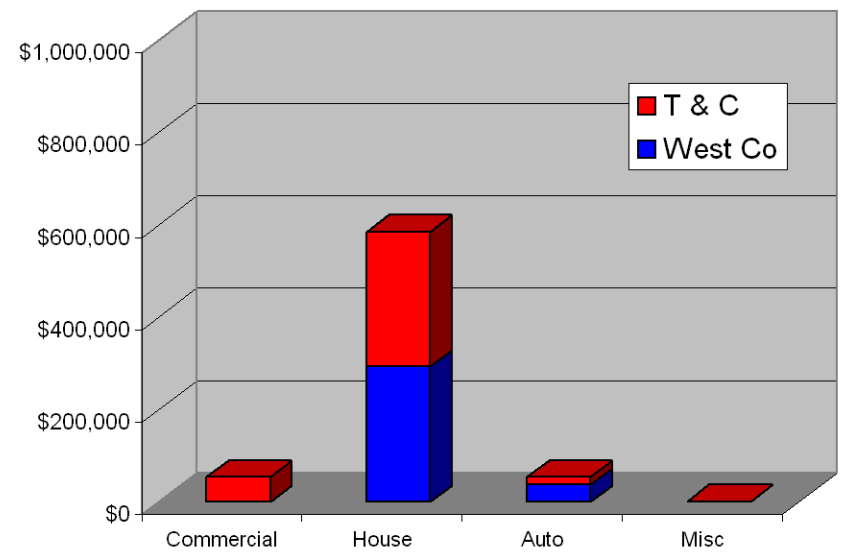


FIRE LOSS

AUGUST - 2008



YEAR TO DATE



DOLLAR AMOUNT SAVED

