

WEST COUNTY EMS AND FIRE PROTECTION DISTRICT

REPORT FOR THE MONTH OF DECEMBER 2008

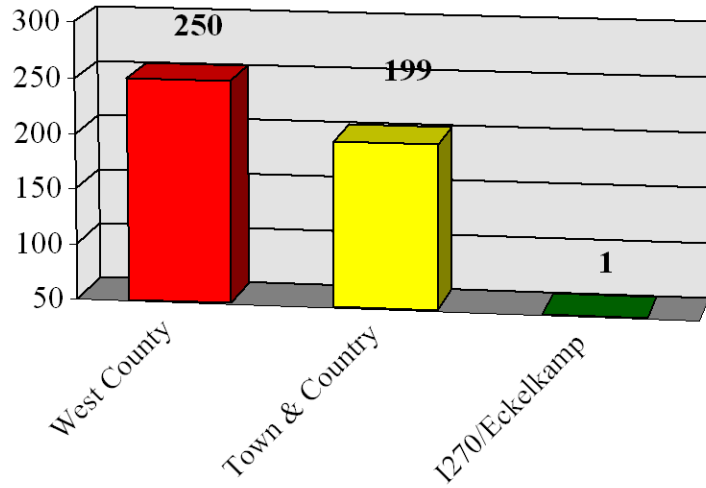
<u>ALARM TOTALS</u>													
		2008				2007				2006			
		<u>DECEMBER</u>		<u>YTD</u>		<u>DECEMBER</u>		<u>YTD</u>		<u>DECEMBER</u>		<u>YTD</u>	
		Total	%	Total	%	Total	%	Total	%	Total	%	Total	%
West County	EMS	195		1,994		159		1,829		172		2,683	
	Fire	55	250 56%	672	2,666 55%	56	215 52%	642	2,471 53%	84	18%	2,683	55%
T & C	EMS	149		1,644		150		1,534		161		2,202	
	Fire	50	199 44%	525	2,169 45%	48	198 48%	652	2,186 47%	58	12%	2,202	45%
Eck/Corp Hill		1	0%	26	1%	-	0%	16	0%	4	1%	17	0%
Asst in Dist		75		562		45		569		61		638	
Asst out Dist		62		628		60		658		50		679	
Clinical Saves		2		16		1		12		3		15	
Pump Asst EMS		205		1,975		180		1,905		175		2,053	
Total Alarms:		450		4,861		413		4,673		479		4,902	

WEST COUNTY EMS AND FIRE PROTECTION DISTRICT
REPORT FOR THE MONTH OF DECEMBER 2008

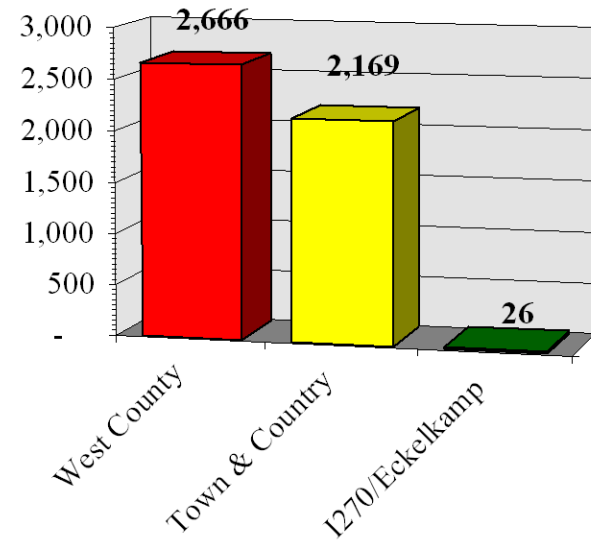
<u>FIRE LOSS</u>												
		2008				2007				2006		
		<u>DECEMBER</u>		<u>YTD</u>		<u>DECEMBER</u>		<u>YTD</u>		<u>DECEMBER</u>		<u>YTD</u>
<u>WEST COUNTY EMS & FIRE</u>												
	Loss	Save	Loss	Save	Loss				Loss			
Comm:	\$ -	\$ -	\$ -	\$ -	\$ -					\$ -	\$ 1,000	
Res:	-	-	307,500	6,212,500	55,000					72,000	642,000	
Auto	-	-	47,500	-	-					-	15,200	
Misc:	-	-	100	-	-					-	60,000	
Total	\$ -	\$ -	\$ 355,100	\$ 6,212,500	\$ 55,000					\$ 72,000	\$ 718,200	
<u>TOWN & COUNTRY</u>												
Comm:	\$ 4,000	\$ 7,496,000	\$ 58,000	\$ 9,212,000	\$ -					\$ -	\$ -	
Res:	-	-	292,500	3,207,500	-					475,000	-	
Auto:	-	-	21,800	-	-					68,500	82,000	
Misc:	-	-	1,000	-	-					-	30,000	
Total	\$ 4,000	\$ 7,496,000	\$ 373,300	\$ 12,419,500	\$ -					\$ 543,500	\$ 112,000	
Grand Total												
Fire Loss	\$ 4,000	\$ 7,496,000	\$ 728,400	\$ 18,632,000	\$ 55,000					\$ 72,000	\$ 830,200	

ALARM TOTALS

DECEMBER - 450

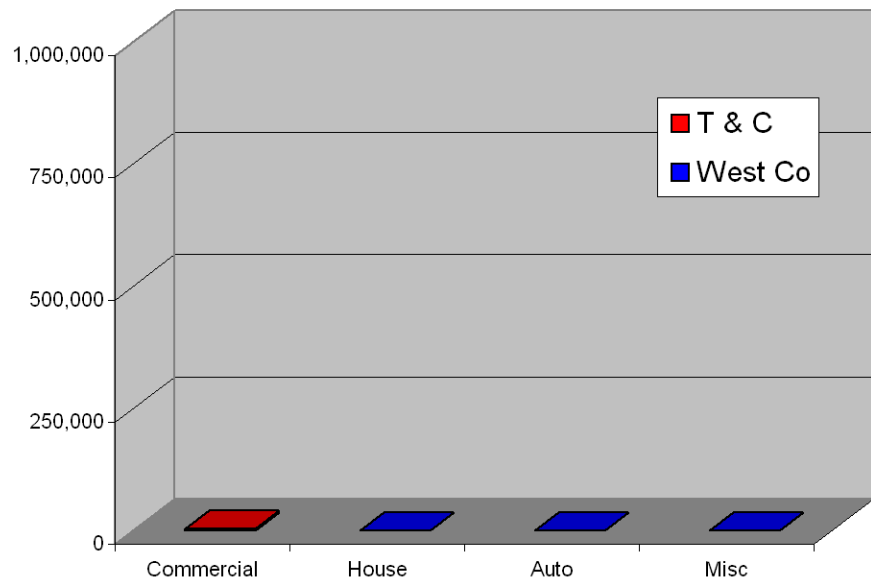


YEAR TO DATE - 4,861

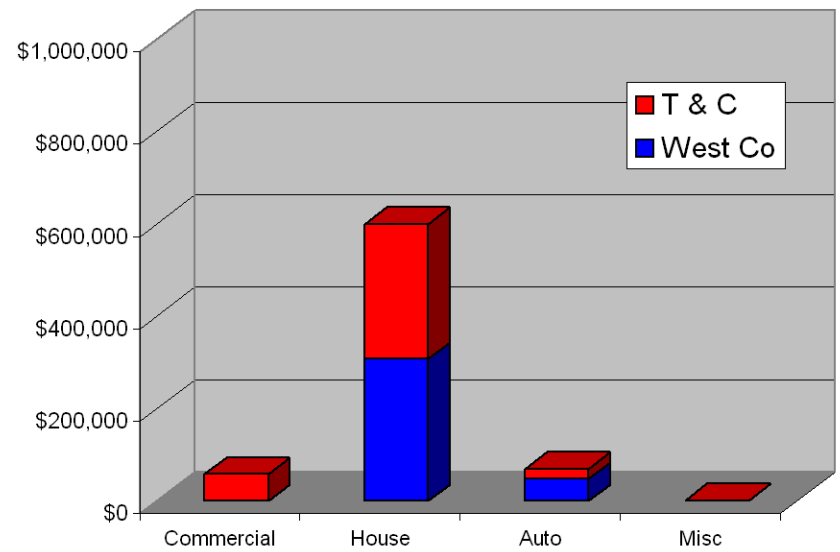


FIRE LOSS

DECEMBER - 2008



YEAR TO DATE



DOLLAR AMOUNT SAVED

