

WEST COUNTY EMS AND FIRE PROTECTION DISTRICT
REPORT FOR THE MONTH OF DECEMBER 2007

<u>ALARM TOTALS</u>																	
		2007						2006						2005			
		December		YTD				December		YTD				December		YTD	
		Total	%	Total	%	Total	%	Total	%	Total	%	Total	%	Total	%		
West County	EMS	159		1,829		172		1,943		162		162					
	Fire	<u>56</u>	215 52%	<u>642</u>	2,471 53%	<u>84</u>	256 53%	<u>740</u>	2,683 55%	74	18%	2,589	55%				
T & C	EMS	150		1,534		161		1,577		116		116					
	Fire	<u>48</u>	198 48%	<u>652</u>	2,186 47%	<u>58</u>	219 46%	<u>625</u>	2,202 45%	50	12%	2,122	45%				
Eck/Corp Hill		-	0%	16	0%	4	1%	17	0%	1	0%	19	0%				
Asst in Dist		45		569		61		638		50		551					
Asst out Dist		60		658		50		679		72		556					
Medics as FF		-		-		-		-		-		1					
Pump Asst EMS		180		1,905		175		2,053		153		1,797					
Total Alarms:		413		4,673		479		4,902		403		4,730					

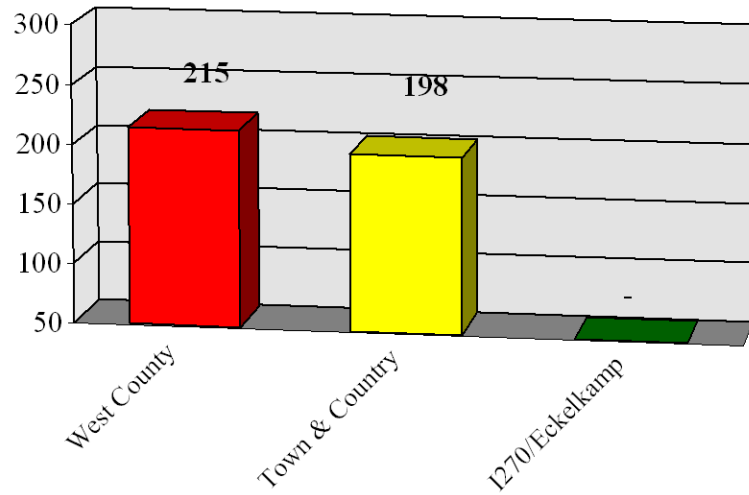
WEST COUNTY EMS AND FIRE PROTECTION DISTRICT
REPORT FOR THE MONTH OF DECEMBER 2007

FIRE LOSS

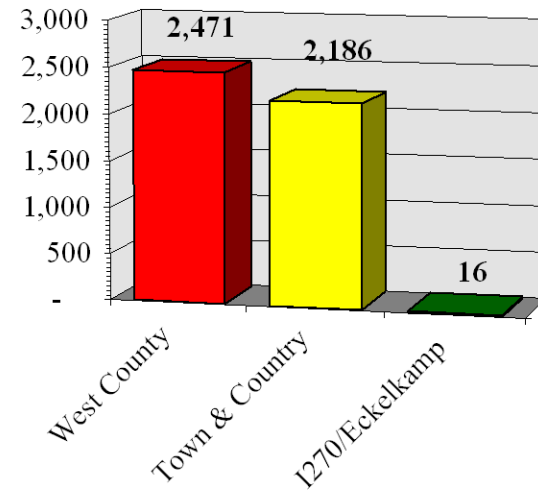
<u>FIRE LOSS</u>									
		2007				2006		2005	
		December	YTD			December	YTD	December	YTD
<u>WEST COUNTY EMS & FIRE</u>									
	Loss	Save	Loss	Save			Loss	Loss	
Comm:	\$ -	\$ -	\$ -	\$ -	\$ -	\$ -	\$ 1,000	\$ 5,000	\$ 7,000
Res:	55,000	245,000	1,039,500	3,791,500	72,000	642,000	125,025	700,025	
Auto	-	-	31,000	-	-	15,200	40,000	52,000	
Misc:	-	-	-	-	-	60,000	10,000	11,000	
Total	\$ 55,000	\$ 245,000	\$ 1,070,500	\$ 3,791,500	\$ 72,000	\$ 718,200	\$ 180,025	\$ 770,025	
<u>TOWN & COUNTRY</u>									
Comm:	\$ -	\$ -	\$ -	\$ -	\$ -	\$ -	\$ -	\$ -	\$ 19,500
Res:	-	-	475,000	1,775,000	-	-	-	-	275,000
Auto:	-	-	68,500	-	-	82,000	-	57,500	
Misc:	-	-	-	-	-	30,000	-	-	
Total	\$ -	\$ -	\$ 543,500	\$ 1,775,000	\$ -	\$ 112,000	\$ -	\$ 352,000	
Grand Total									
Fire Loss	\$ 55,000	\$ 245,000	\$ 1,614,000	\$ 5,566,500	\$ 72,000	\$ 830,200	\$ 180,025	\$ 1,122,025	

ALARM TOTALS

DECEMBER - 413

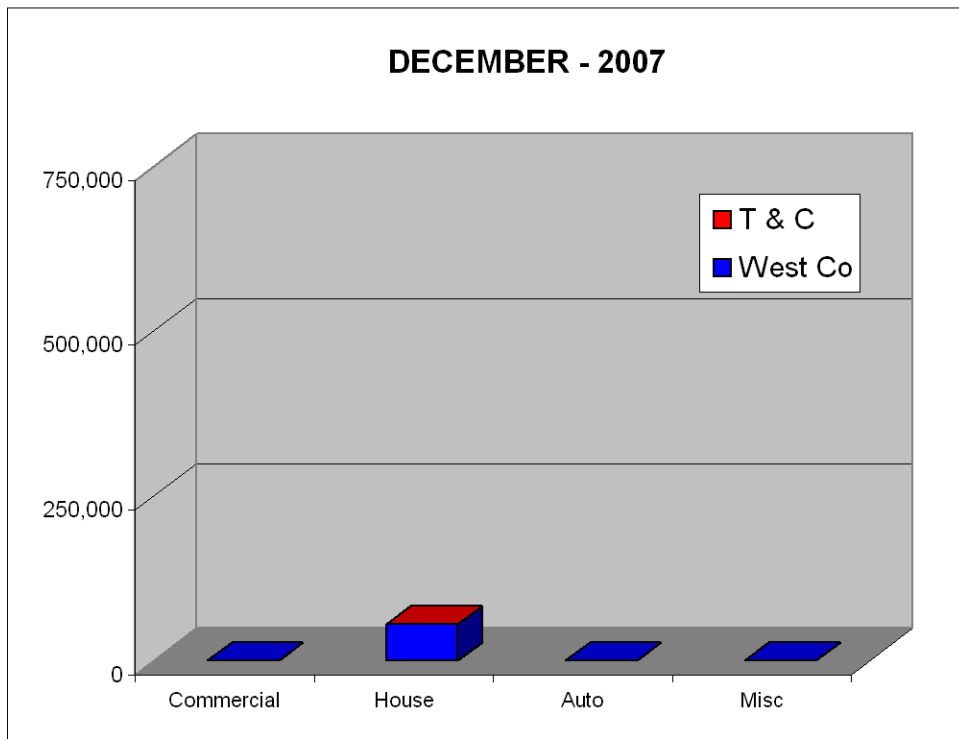


YEAR TO DATE - 4,673

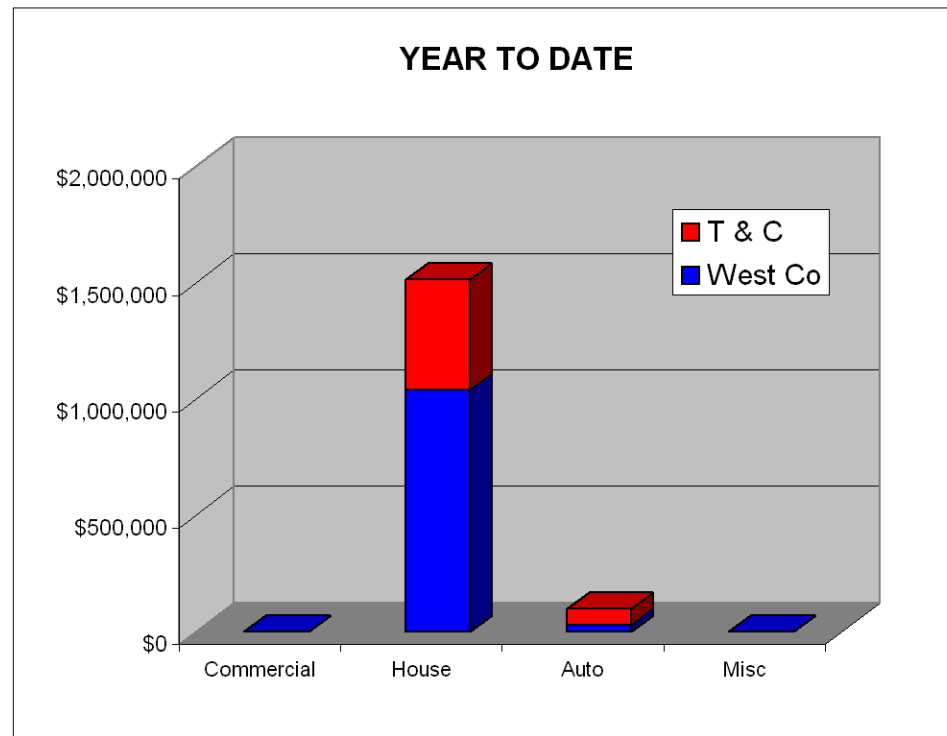


FIRE LOSS

DECEMBER - 2007



YEAR TO DATE



DOLLAR AMOUNT SAVED

