

WEST COUNTY EMS AND FIRE PROTECTION DISTRICT
REPORT FOR THE MONTH OF NOVEMBER 2007

ALARM TOTALS

<u>ALARM TOTALS</u>													
		2007				2006				2005			
		November		YTD		November		YTD		November		YTD	
		Total	%	Total	%	Total	%	Total	%	Total	%	Total	%
West County	EMS	134		1,670		161		1,771		150		150	
	Fire	54	188	56%	586	2,256	53%	74	235	59%	656	2,427	55%
T & C	EMS	99		1,384		126		1,416		104		104	
	Fire	44	143	43%	604	1,988	47%	35	161	40%	567	1,983	45%
Eck/Corp Hill		3	1%	16	0%	2	1%	13	0%	1	0%	18	0%
Asst in Dist		26		524		61		585		26		501	
Asst out Dist		41		598		50		602		27		484	
Medics as FF		-		-		-		-		-		1	
Pump Asst EMS		134		1,725		175		1,863		159		1,644	
Total Alarms:		334		4,260		398		4,423		349		4,327	

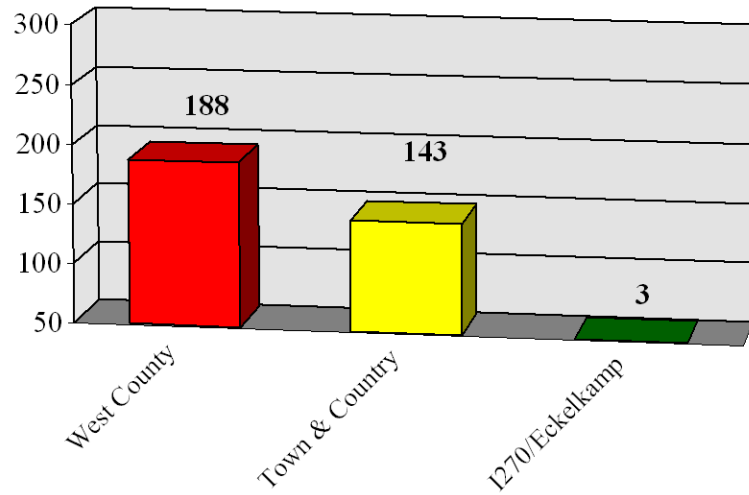
WEST COUNTY EMS AND FIRE PROTECTION DISTRICT
REPORT FOR THE MONTH OF NOVEMBER 2007

FIRE LOSS

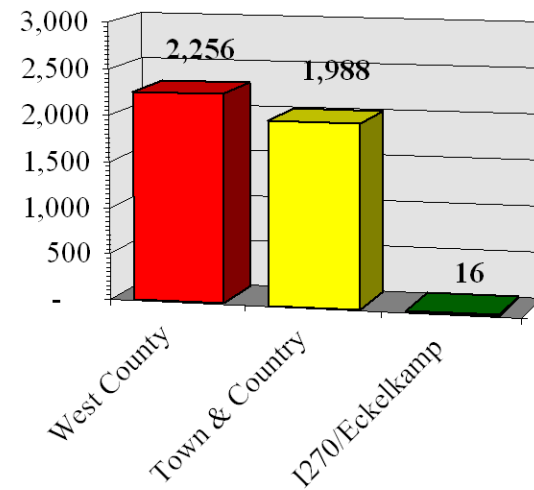
<u>FIRE LOSS</u>									
		2007		2006		2005			
		November	YTD	November	YTD	November	YTD		
<u>WEST COUNTY EMS & FIRE</u>									
	Loss	Save	Loss	Save	Loss	Loss	Loss		
Comm:	\$ -	\$ -	\$ -	\$ -	\$ -	\$ 1,000	\$ -	\$ 2,000	
Res:	-	305,000	944,500	3,411,500	350,000	505,000	-	575,000	
Auto	6,000	-	31,000	-	-	15,200	-	12,000	
Misc:	-	-	-	-	-	60,000	-	1,000	
Total	\$ 6,000	\$ 305,000	\$ 975,500	\$ 3,411,500	\$ 350,000	\$ 581,200	\$ -	\$ 590,000	
<u>TOWN & COUNTRY</u>									
Comm:	\$ -	\$ -	\$ -	\$ -	\$ -	\$ -	\$ -	\$ 19,500	
Res:	-	-	475,000	1,775,000	-	-	-	275,000	
Auto:	-	-	68,500	-	-	82,000	-	57,500	
Misc:	-	-	-	-	-	30,000	-	-	
Total	\$ -	\$ -	\$ 543,500	\$ 1,775,000	\$ -	\$ 112,000	\$ -	\$ 352,000	
Grand Total									
Fire Loss	\$ 6,000	\$ 305,000	\$ 1,519,000	\$ 5,186,500	\$ 350,000	\$ 693,200	\$ -	\$ 942,000	

ALARM TOTALS

NOVEMBER - 334

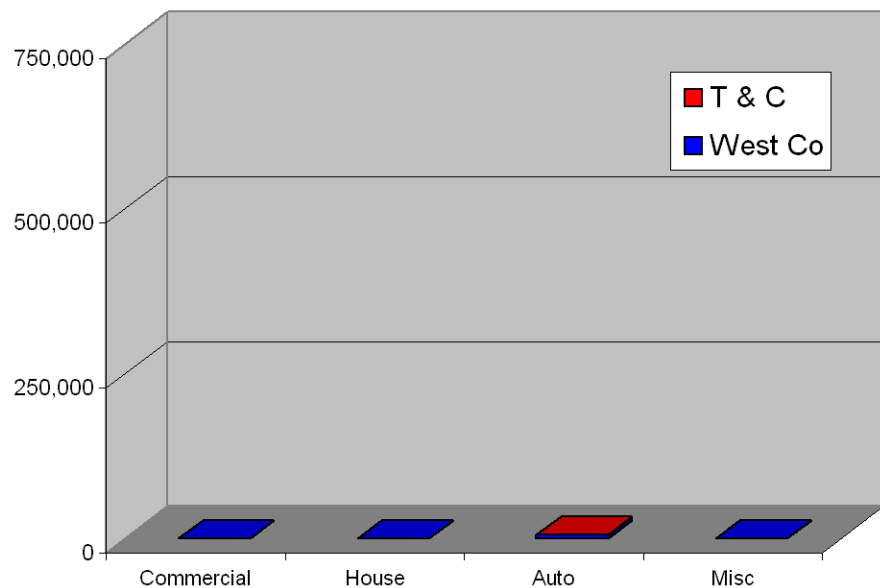


YEAR TO DATE - 4,260

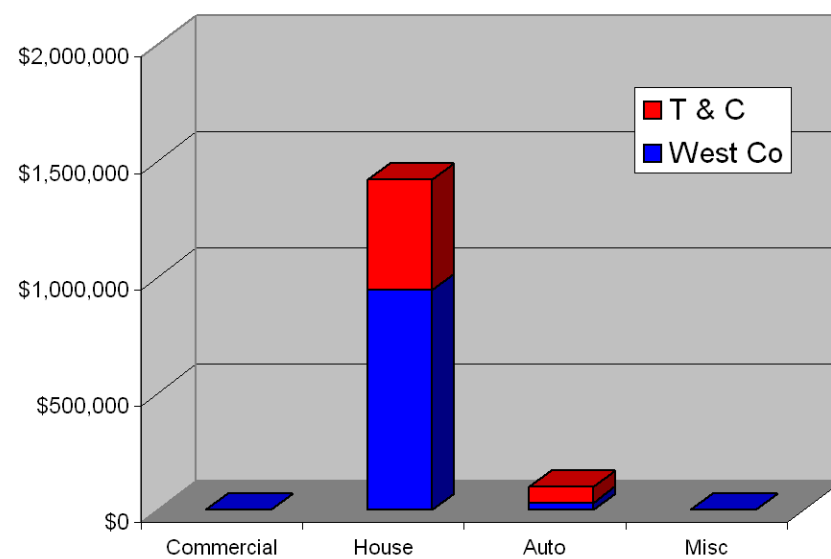


FIRE LOSS

NOVEMBER - 2007

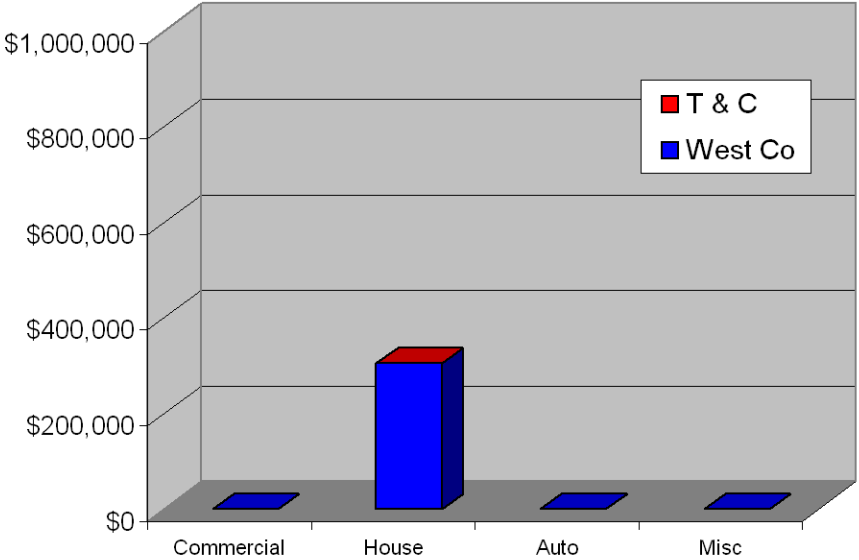


YEAR TO DATE



DOLLAR AMOUNT SAVED

NOVEMBER - 2007



YEAR TO DATE

