

WEST COUNTY EMS AND FIRE PROTECTION DISTRICT
REPORT FOR THE MONTH OF OCTOBER 2007

<u>ALARM TOTALS</u>																
		2007				2006				2005						
		October		YTD		October		YTD		October		YTD				
		Total	%	Total	%	Total	%	Total	%	Total	%	Total	%			
West County	EMS	152		1,536		144		1,610		178						
	Fire	<u>51</u>	203	51%	<u>532</u>	2,068	53%	<u>57</u>	201	49%	<u>582</u>	2,192	54%	72	17%	2,148
T & C	EMS	141		1,285		155		1,290		119						
	Fire	<u>53</u>	194	49%	<u>560</u>	1,845	47%	<u>49</u>	204	50%	<u>532</u>	1,822	45%	62	14%	1,813
Eck/Corp Hill		-	0%	13	0%	2	0%	11	0%	3	1%	17	0%			
Asst in Dist		51		498		46		524		87		475				
Asst out Dist		48		557		51		552		50		457				
Medics as FF		-		-		-		-		-		1				
Pump Asst EMS		170		1,591		172		1,688		185		1,485				
Total Alarms:		397		3,926		407		4,025		434		3,978				

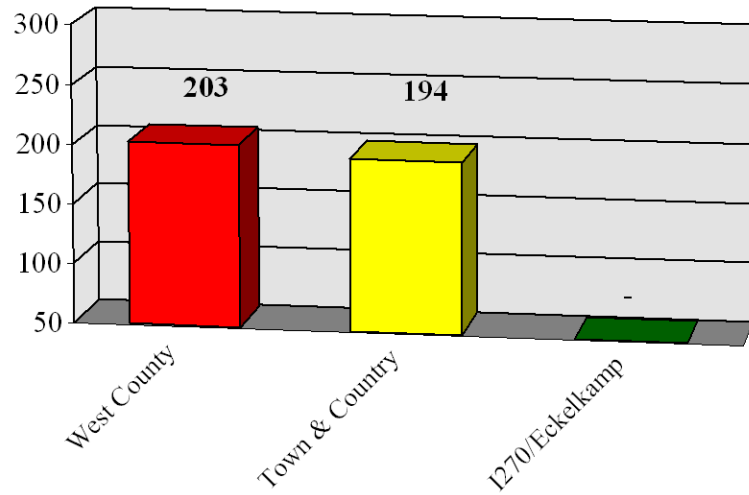
WEST COUNTY EMS AND FIRE PROTECTION DISTRICT
REPORT FOR THE MONTH OF OCTOBER 2007

FIRE LOSS

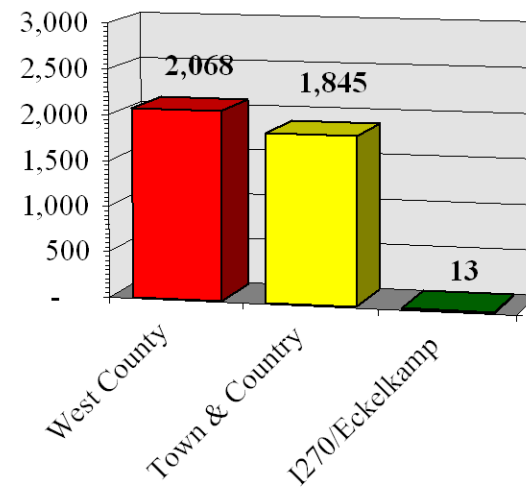
<u>FIRE LOSS</u>													
		2007				2006				2005			
		October		YTD		October		YTD		October		YTD	
<u>WEST COUNTY EMS & FIRE</u>													
	Loss	Save	Loss	Save		Loss			Loss				
Comm:	\$ -	\$ -	\$ -	\$ -		\$ -		\$ 1,000	\$ -	\$ 2,000			
Res:	70,000	305,000	944,500	3,411,500		-		155,000	235,000	575,000			
Auto	20,000	-	25,000	-		-		15,200	-	12,000			
Misc:	-	-	-	-		-		60,000	-	1,000			
Total	\$ 90,000	\$ 305,000	\$ 969,500	\$ 3,411,500		\$ -		\$ 231,200	\$ 235,000	\$ 590,000			
<u>TOWN & COUNTRY</u>													
Comm:	\$ -	\$ -	\$ -	\$ -		\$ -		\$ -	\$ -	\$ 19,500			
Res:	-	-	475,000	1,775,000		-		-	-	275,000			
Auto:	31,000	-	68,500	-		12,500		82,000	-	57,500			
Misc:	-	-	-	-		-		30,000	-	-			
Total	\$ 31,000	\$ -	\$ 543,500	\$ 1,775,000		\$ 12,500		\$ 112,000	\$ -	\$ 352,000			
Grand Total													
Fire Loss	\$ 121,000	\$ 305,000	\$ 1,513,000	\$ 5,186,500		\$ 12,500		\$ 343,200	\$ 235,000	\$ 942,000			

ALARM TOTALS

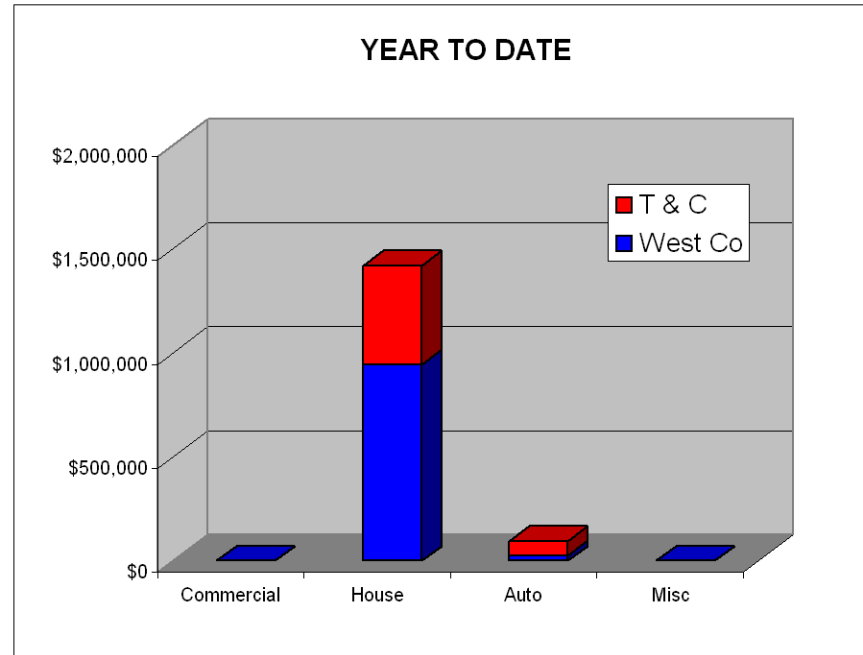
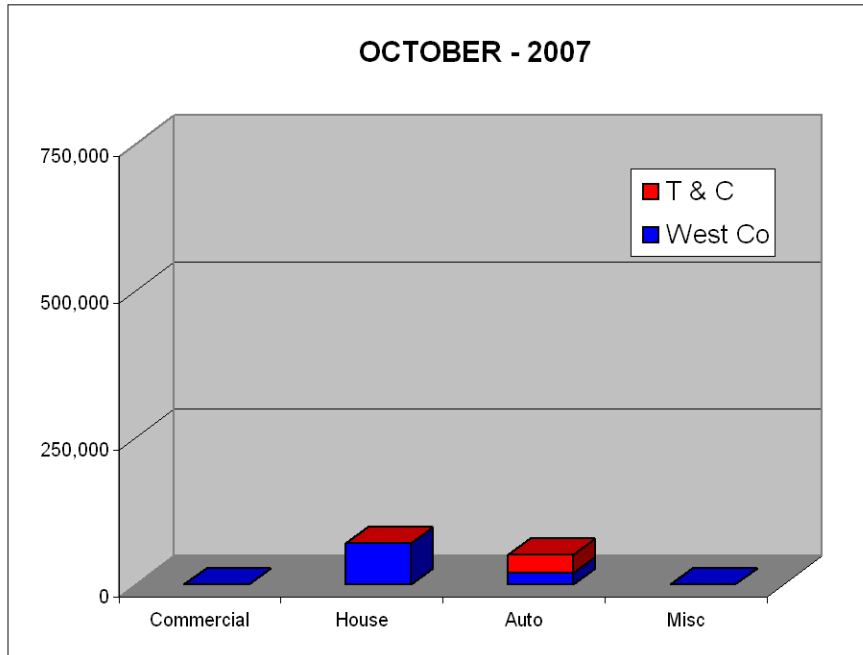
OCTOBER - 397



YEAR TO DATE - 3,926



FIRE LOSS



DOLLAR AMOUNT SAVED

