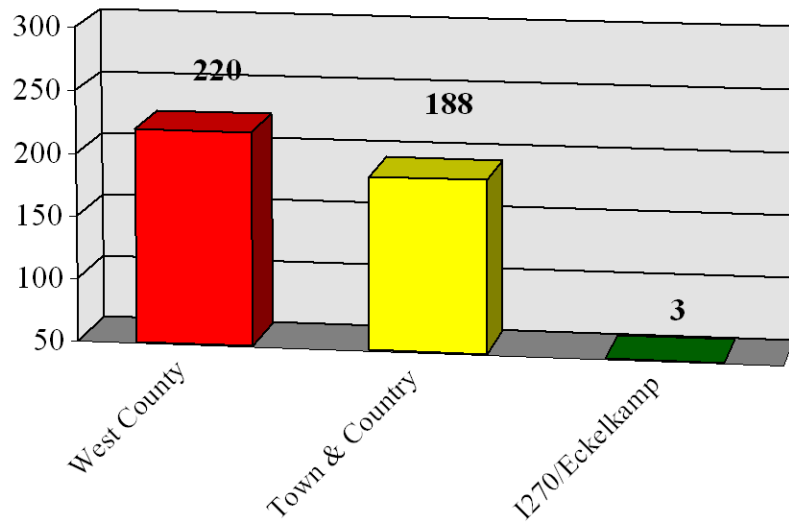


WEST COUNTY EMS AND FIRE PROTECTION DISTRICT
REPORT FOR THE MONTH OF SEPTEMBER 2007

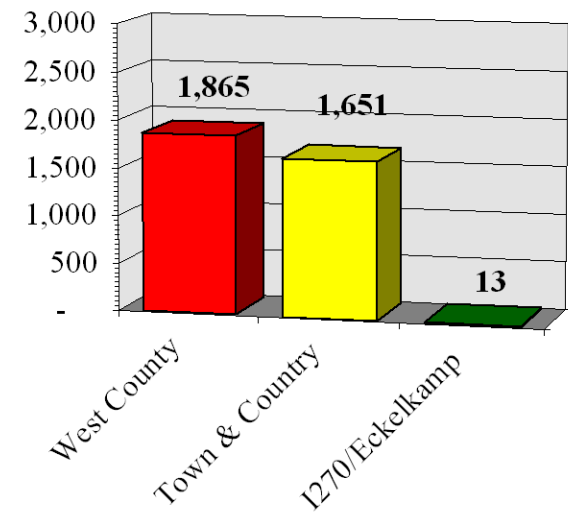
<u>ALARM TOTALS</u>																		
		2007				2006				2005								
		September		YTD		September		YTD		September		YTD						
		Total	%	Total	%	Total	%	Total	%	Total	%	Total	%					
West County	EMS	161		1,384		154		1,466		154								
	Fire	59	220	54%	481	1,865	53%	35	189	52%	525	1,991	55%	46	12%	1,898	54%	
T & C	EMS	143		1,144		136		1,135		121								
	Fire	45	188	46%	507	1,651	47%	37	173	48%	483	1,618	45%	61	16%	1,632	46%	
Eck/Corp Hill			3	1%		13	0%		2	1%		9	0%		1	0%	14	0%
Asst in Dist			74			447			48			478			54		388	
Asst out Dist			59			509			33			501			52		407	
Medics as FF			-			-			-			-			-		1	
Pump Asst EMS			161			1,421			172			1,516			172		1,300	
Total Alarms:			411			3,529			364			3,618			383		3,544	

ALARM TOTALS

SEPTEMBER - 411

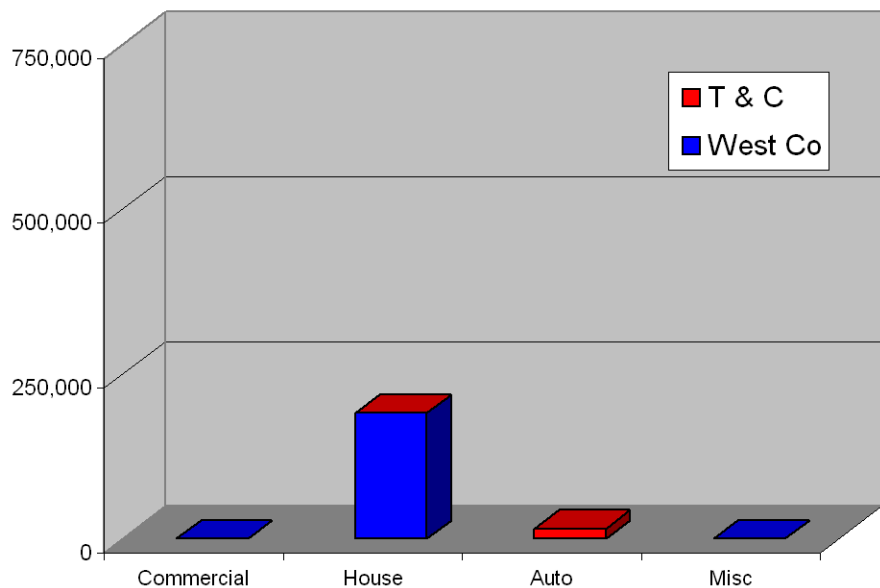


YEAR TO DATE - 3,529

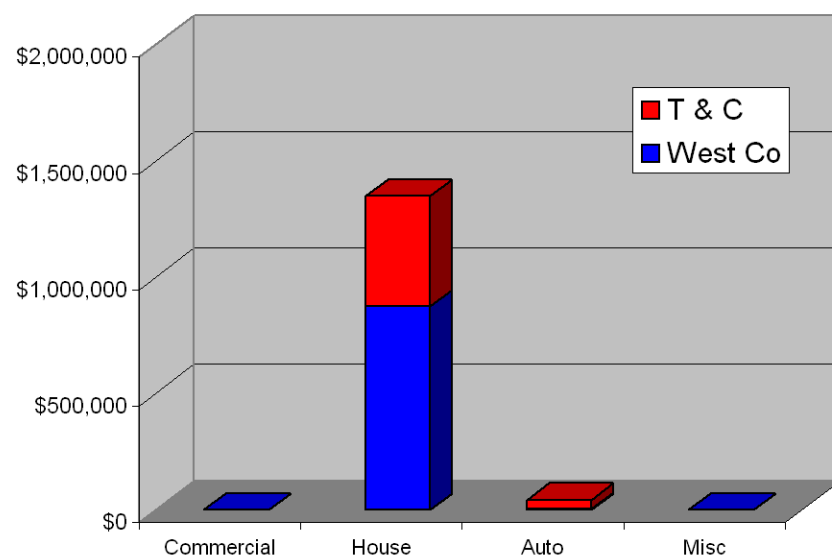


FIRE LOSS

SEPTEMBER - 2007



YEAR TO DATE



DOLLAR AMOUNT SAVED

