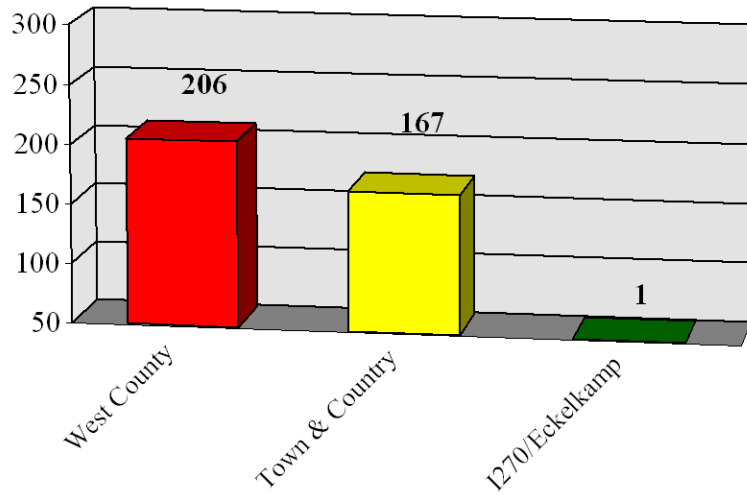


WEST COUNTY EMS AND FIRE PROTECTION DISTRICT
REPORT FOR THE MONTH OF JULY 2007

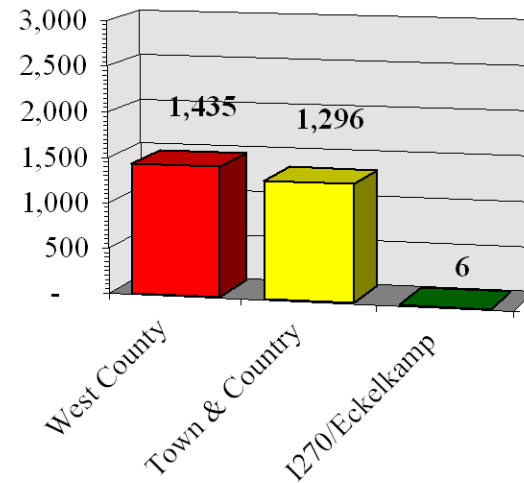
<u>ALARM TOTALS</u>																		
		2007						2006						2005				
		<u>JULY</u>			<u>YTD</u>			<u>JULY</u>			<u>YTD</u>			<u>JULY</u>		<u>YTD</u>		
		Total	%		Total	%		Total	%		Total	%		Total	%			
West County	EMS	153			1,065			188			1,167			176				
	Fire	53	206	55%	370	1,435	52%	82	270	56%	427	1,594	56%	65	15%	1,426	54%	
T & C	EMS	126			884			119			870			119				
	Fire	41	167	45%	412	1,296	47%	93	212	44%	392	1,262	44%	59	14%	1,218	46%	
Eck/Corp Hill			1	0%		6	0%		-	0%		2	0%		2	0%	6	0%
Asst in Dist			40			321			66			374			57			279
Asst out Dist			57			384			81			414			47			284
Medics as FF			-			-			-			-			-			1
Pump Asst EMS			147			1,101			173			1,208			182			970
Total Alarms:		374			2,737			482			2,858			421			2,650	

ALARM TOTALS

JULY - 374

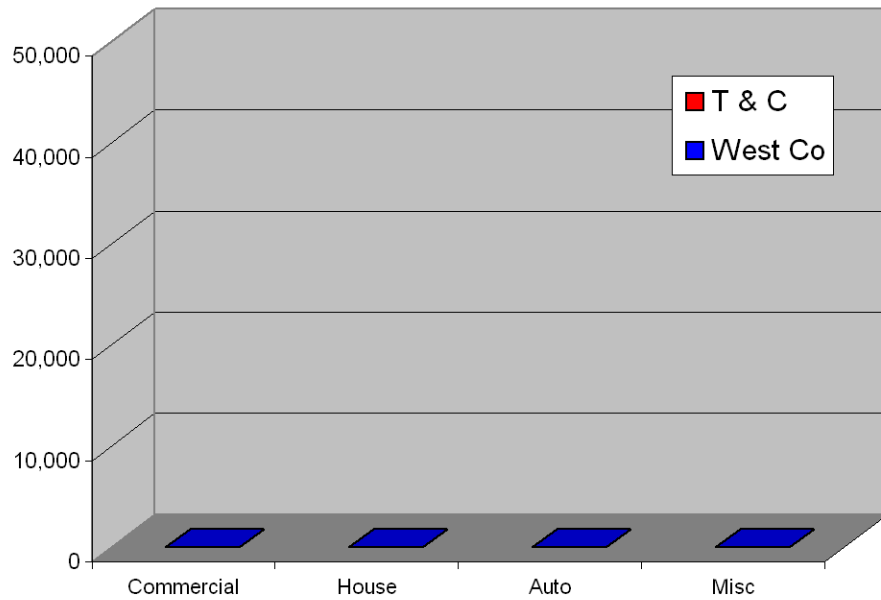


YEAR TO DATE - 2,737

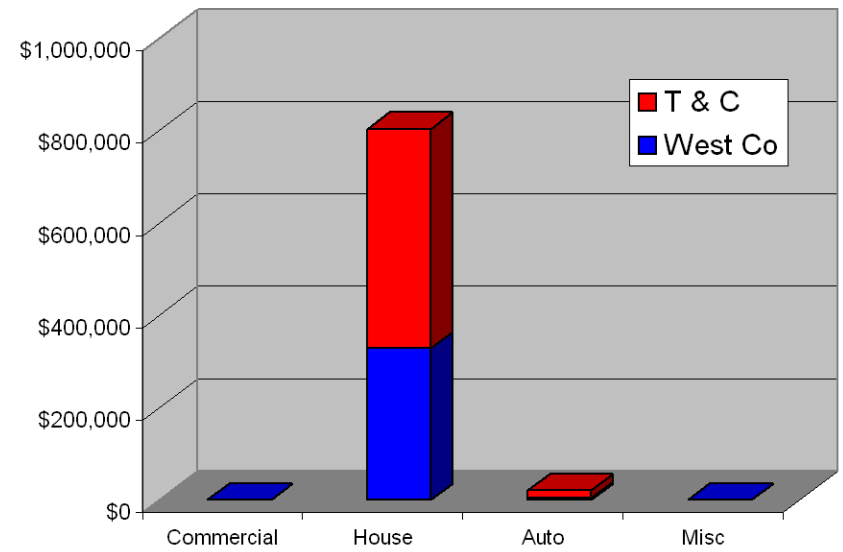


FIRE LOSS

JULY - 2007



YEAR TO DATE



DOLLAR AMOUNT SAVED

