

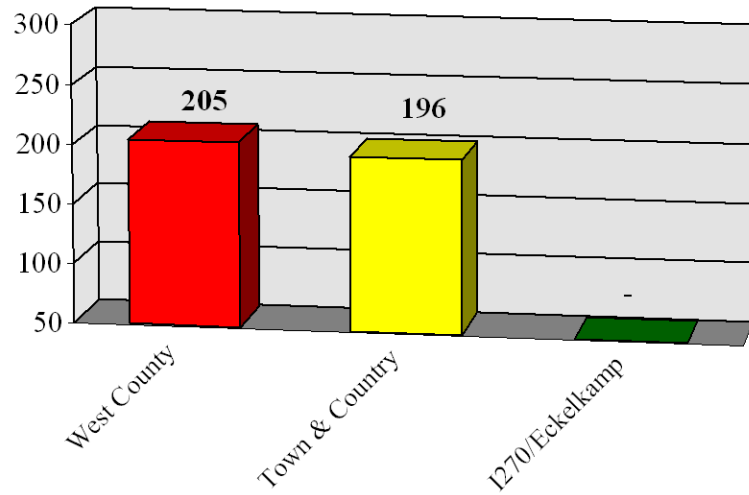
**WEST COUNTY EMS AND FIRE PROTECTION DISTRICT**  
**REPORT FOR THE MONTH OF MAY 2007**

<u>ALARM TOTALS</u>																		
		2007						2006						2005				
		<u>MAY</u>			<u>YTD</u>			<u>MAY</u>			<u>YTD</u>			<u>MAY</u>		<u>YTD</u>		
		Total	%		Total	%		Total	%		Total	%		Total	%			
West County	EMS	152			775			179			806			156				
	Fire	53	205	51%	273	1,048	53%	49	228	58%	288	1,094	55%	35	9%	981	53%	
T & C	EMS	139			622			121			628			136				
	Fire	57	196	49%	286	908	46%	42	163	42%	250	878	45%	43	12%	856	46%	
Eck/Corp Hill		-	0%		3	0%		1	0%		1	0%		-	0%		4	0%
Asst in Dist		42			235			55			248			40			159	
Asst out Dist		51			263			49			264			54			162	
Medics as FF		-			-			-			-			-			-	
Pump Asst EMS		173			809			184			864			160			557	
Total Alarms:		401			1,959			392			1,973			370			1,841	

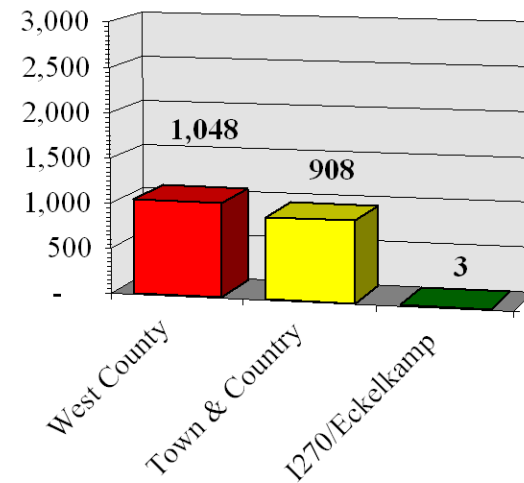


# ALARM TOTALS

**MAY - 401**

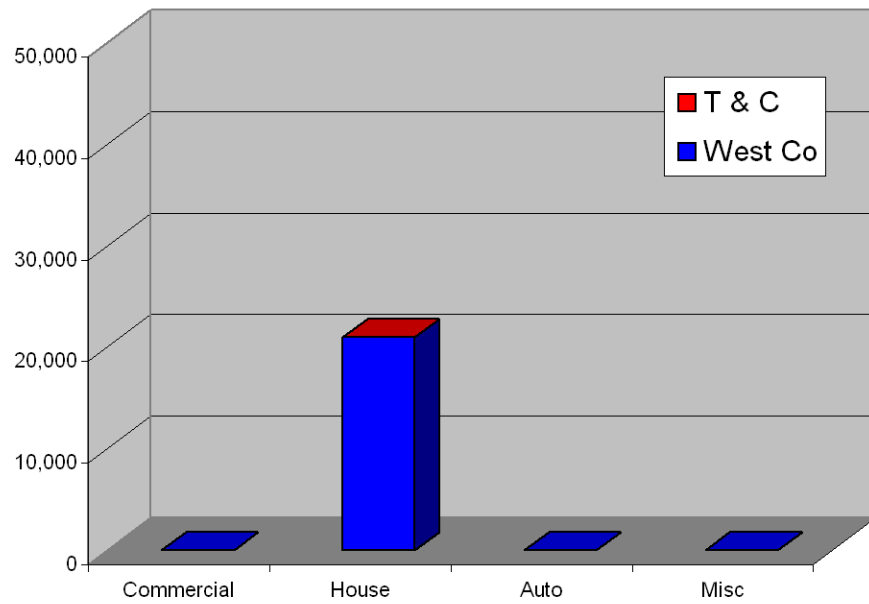


**YEAR TO DATE - 1959**

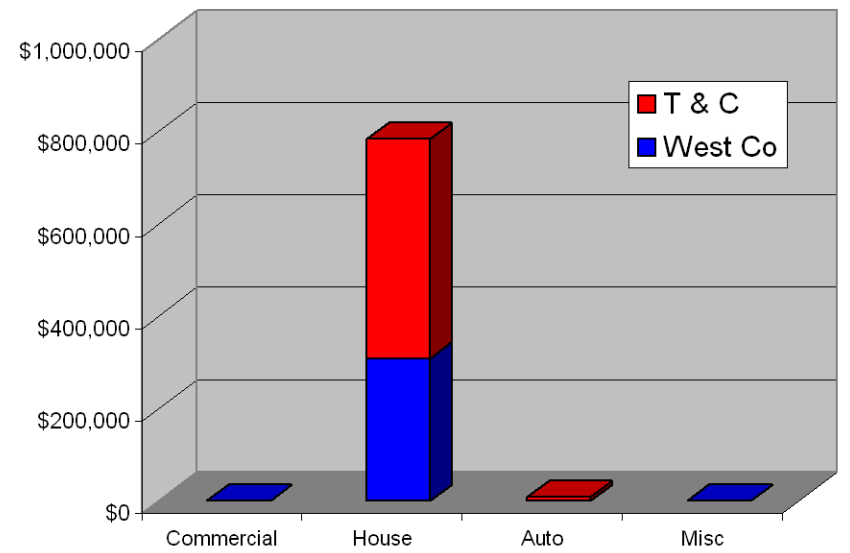


# FIRE LOSS

MAY - 2007



YEAR TO DATE



# DOLLAR AMOUNT SAVED

