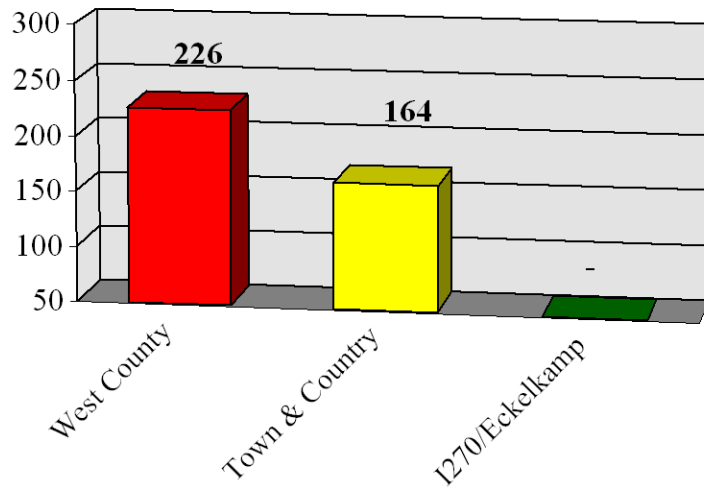


**WEST COUNTY EMS AND FIRE PROTECTION DISTRICT
REPORT FOR THE MONTH OF FEBRUARY 2007**

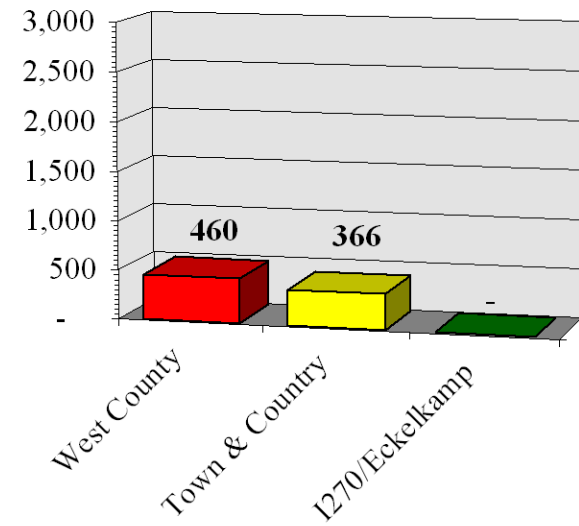
<u>ALARM TOTALS</u>																
		2007				2006				2005						
		<u>FEBRUARY</u>		<u>YTD</u>		<u>FEBRUARY</u>		<u>YTD</u>		<u>FEBRUARY</u>		<u>YTD</u>				
		Total	%	Total	%	Total	%	Total	%	Total	%	Total	%			
West County	EMS	161		316		149		301		133						
	Fire	65	226	58%	144	460	56%	68	217	57%	118	419	55%	41	12%	377
T & C	EMS	110		225		111		239		133						
	Fire	54	164	42%	141	366	44%	53	164	43%	98	337	45%	36	10%	319
Eck/Corp Hill		-	0%	-	0%	-	0%	-	0%	-	0%	2	0%			
Asst in Dist		41		87		53		92		23		64				
Asst out Dist		49		109		54		108		13		68				
Medics as FF		-		-		-		-		-		-				
Pump Asst EMS		159		311		158		330		87		221				
Total Alarms:		390		826		381		756		343		698				

ALARM TOTALS

FEBRUARY - 390

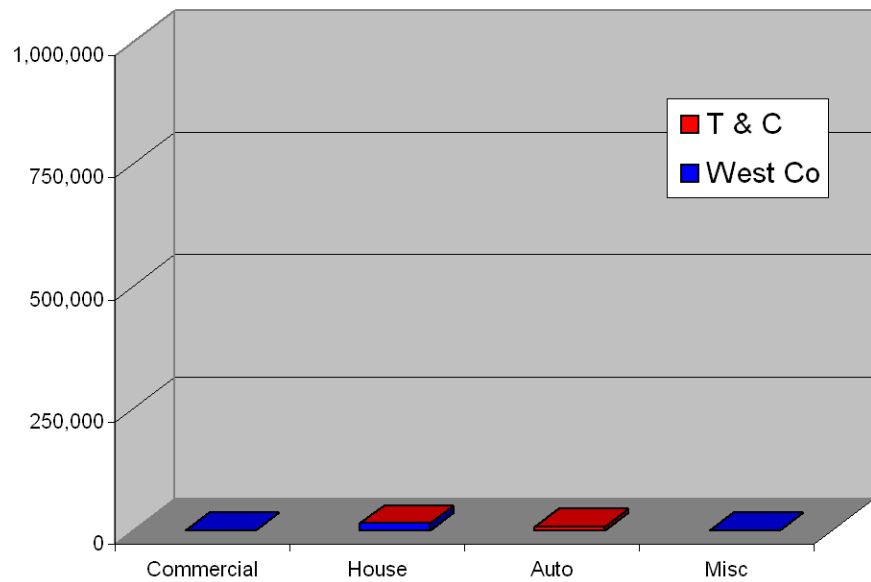


YEAR TO DATE - 826

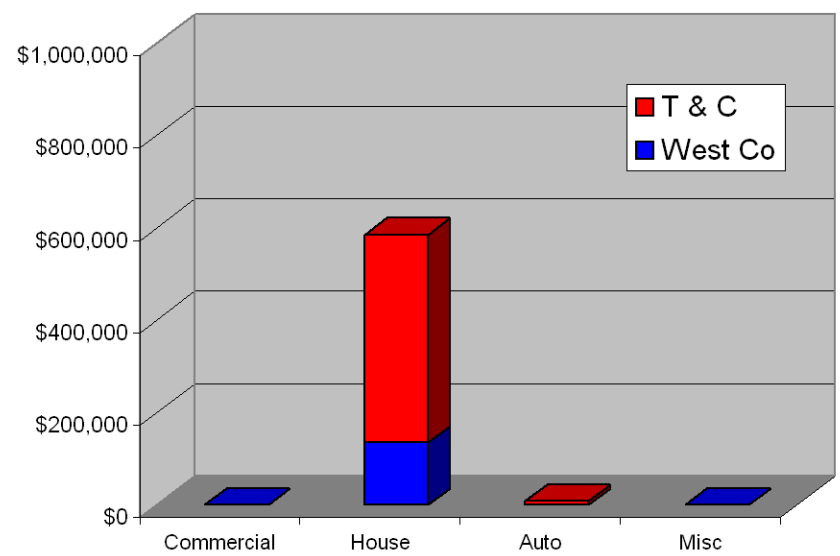


FIRE LOSS

FEBRUARY - 2007



YEAR TO DATE



DOLLAR AMOUNT SAVED

