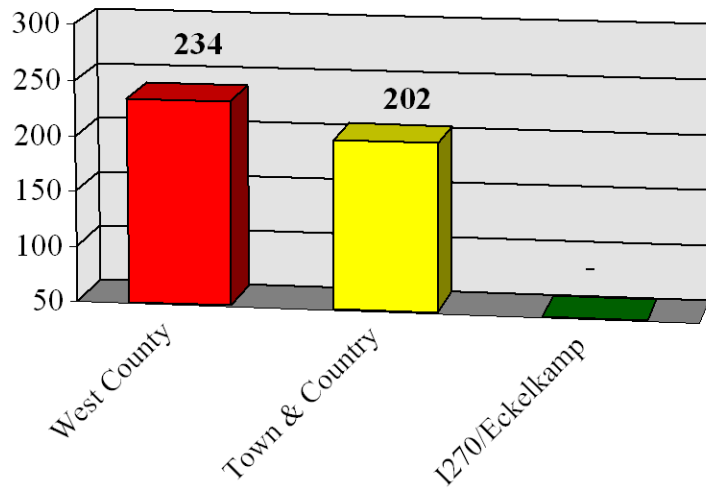


WEST COUNTY EMS AND FIRE PROTECTION DISTRICT
REPORT FOR THE MONTH OF JANUARY 2007

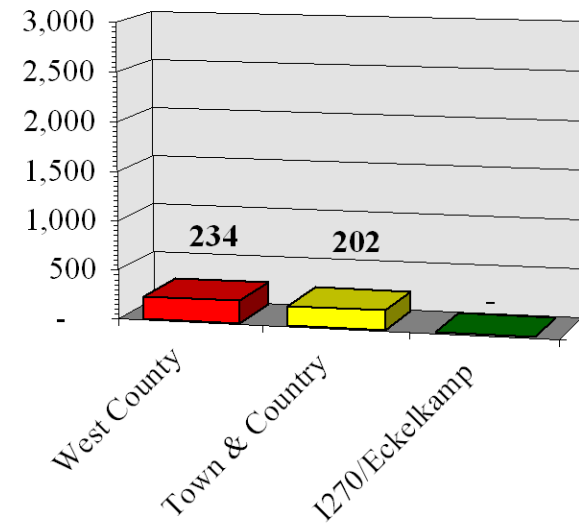
<u>ALARM TOTALS</u>													
		2007				2006				2005			
		<u>JANUARY</u>		<u>YTD</u>		<u>JANUARY</u>		<u>YTD</u>		<u>JANUARY</u>		<u>YTD</u>	
		Total	%	Total	%	Total	%	Total	%	Total	%	Total	%
West County	EMS	155		155		152		152		138			
	Fire	79	234 54%	79	234 54%	50	202 54%	50	202 54%	65	18%	203	57%
T & C	EMS	115		115		128		128		100			
	Fire	87	202 46%	87	202 46%	45	173 46%	45	173 46%	50	14%	150	42%
Eck/Corp Hill		-	0%	-	0%	-	0%	-	0%	2	1%	2	1%
Asst in Dist		46		46		39		39		41		41	
Asst out Dist		60		60		54		54		55		55	
Medics as FF		-		-		-		-		-		-	
Pump Asst EMS		152		152		172		172		134		134	
Total Alarms:		436		436		375		375		355		355	

ALARM TOTALS

JANUARY - 436

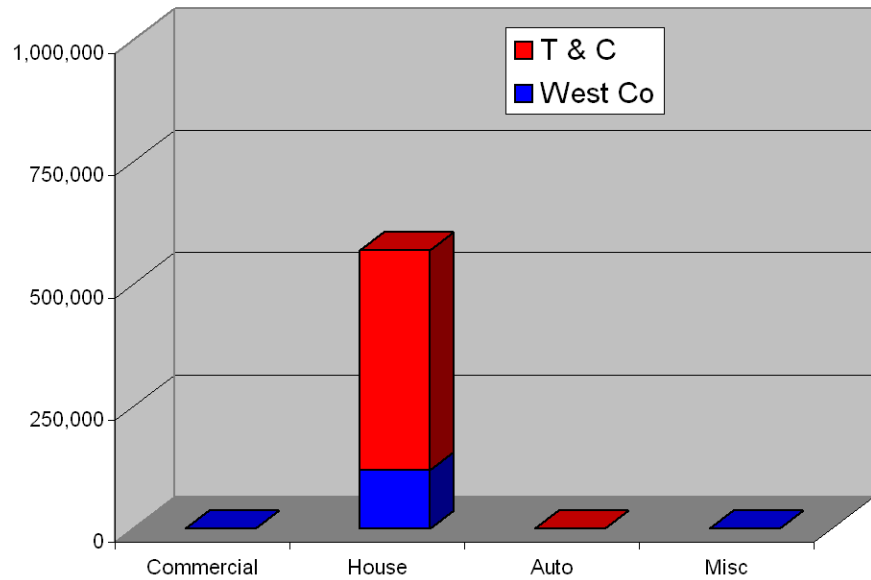


YEAR TO DATE - 436

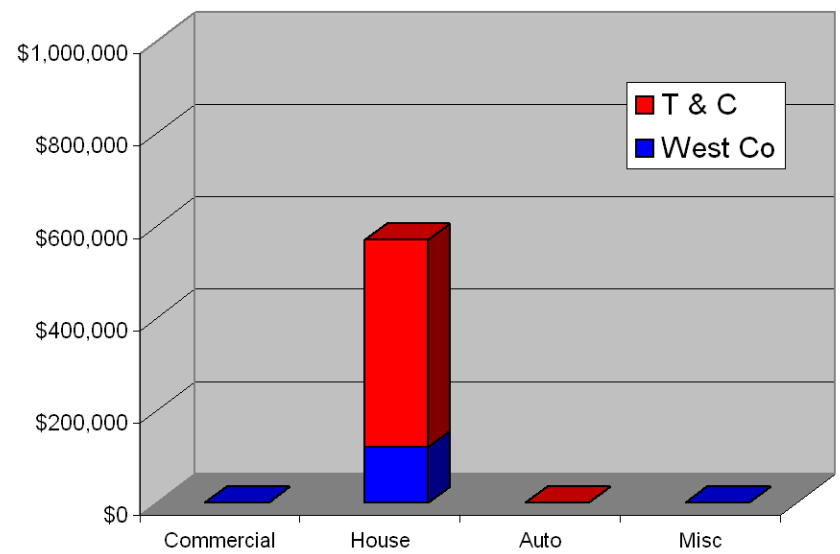


FIRE LOSS

JANUARY - 2007



YEAR TO DATE



DOLLAR AMOUNT SAVED

